


ENR THE TOP 400

Overview p. 64 // 2015-2016 at a Glance p. 64 // Profitability Analysis p. 64 // Revenue Volume p. 64 // Backlog Analysis p. 64
A Decade of Contracting Revenue p. 64 // Markets' Share of Total Revenue p. 65 // Domestic Staff Hiring p. 65 // International Staff Hiring p. 65 // International Market Analysis p. 66 // Messer Construction's Diverse Supply Chain p. 66 // Top 400 Dialogue p. 69
Top 20 by Sector pp. 70-73 // James G. Davis Construction Rehabs a Landmark p. 73 // Top 100 by New Contracts p. 74
Top 50 Contractors Working Abroad p. 77 // Top 50 Domestic Heavy Contractors p. 78 // Top 50 Domestic General Building Revenue p. 81
How To Read the Tables p. 81 // Top 400 List p. 83 // Top 400 Index p. 100

NUMBER 102



ON-SCREEN RACING

The Christman Co. installed the world's largest outdoor, center-hung, digital-display television screen, the 30-ft by 63-ft "Colossus," at the Bristol Motor Speedway in Bristol, Tenn.

PHOTO COURTESY OF THE CHRISTMAN CO.

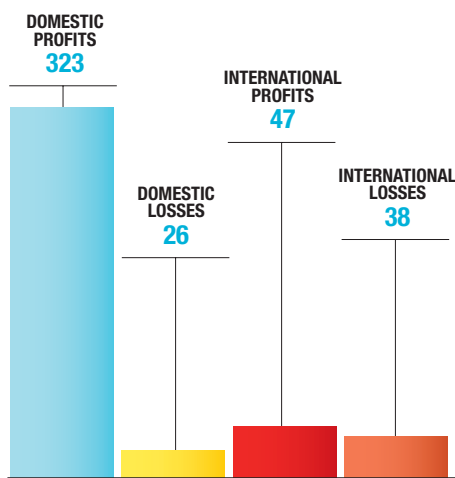
Firms Enjoy Home Cooking

While the plunge in prices for oil, gas and metals has hurt the international market, the domestic market remains strong By Gary J. Tulacz

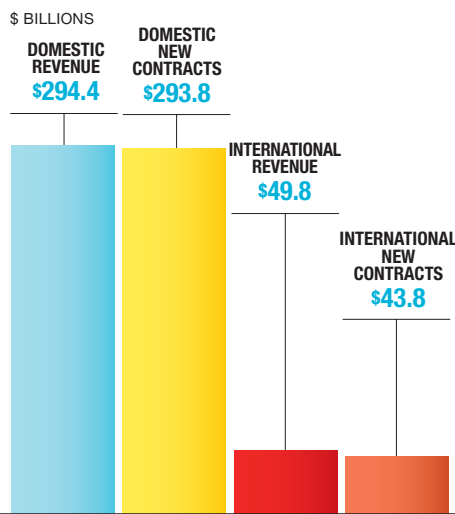


2015-2016 at a Glance

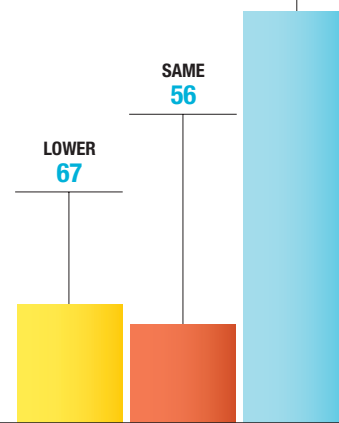
NUMBER OF FIRMS REPORTING PROFITABILITY



VOLUME



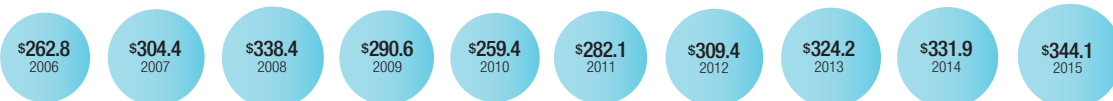
NUMBER OF FIRMS REPORTING SIZE OF BACKLOG



COMPARING THE PAST DECADE'S CONTRACTOR REVENUE

\$ BILLIONS

SOURCE: DODGE DATA & ANALYTICS/ENR



The market finally has come all the way back to pre-recession levels for U.S. general contractors and construction managers. The market is strong without overheating and without the crippling worker shortages that were predicted. However, large contractors in the big-ticket international oil-and-gas and mining markets did take a hit in 2015, although most are poised to weather that storm.

For ENR's Top 400 Contractors, 2015 was a pretty good year. The Top 400 generated \$344.14 billion in contracting revenue in 2015, an increase of 3.7% from 2014's \$331.94 billion. The figure marks a record high for the Top 400, eclipsing the previous record of \$338.38 billion in 2008, reported in our 2009 Top 400.

However, the real story is on the domestic side. Contracting revenue from U.S. projects rose a healthy 9.5%, to \$294.35 billion, and international contracting revenue plunged 21.1%, to \$49.79 billion, in 2015. The international market saw major declines in projects in the minerals-and-mining, petroleum and power sectors.

Bechtel continued its dominance on the Top 400, ranking No. 1 for the 18th consecutive year. However, low oil prices and a decline in the minerals-and-mining sector have had a significant impact on its markets. The slowdown in the Chinese economy has hurt commodity prices in many sectors, says Brendan Bechtel, president and COO. "I expect the international market for com-



"I expect the international market for commodities [such as oil and gas and minerals and metals] to be on a down cycle for the next couple of years. ... [But] there are plenty of good opportunities for firms that are smart and disciplined."

Brendan Bechtel, President and COO, Bechtel

modities [such as oil and gas and minerals and metals] to be on a down cycle for the next couple of years."

Fluor reported a record backlog in the first quarter of 2016. At the quarterly analyst briefing on earnings, CEO David Seaton said he has not seen any major project cancellations. However, he noted that schedules on some of Fluor's oil-and-gas projects have been stretched out.

Bechtel is much more optimistic about the domestic market. "Here in the U.S., we still have the most robust economy in the world." He says there are opportunities in the market for liquefied-natural-gas export terminals, and he expects a significant spike in gas-fired combined-cycle power plants as coal plants are closed and a few nuclear plants are retired.

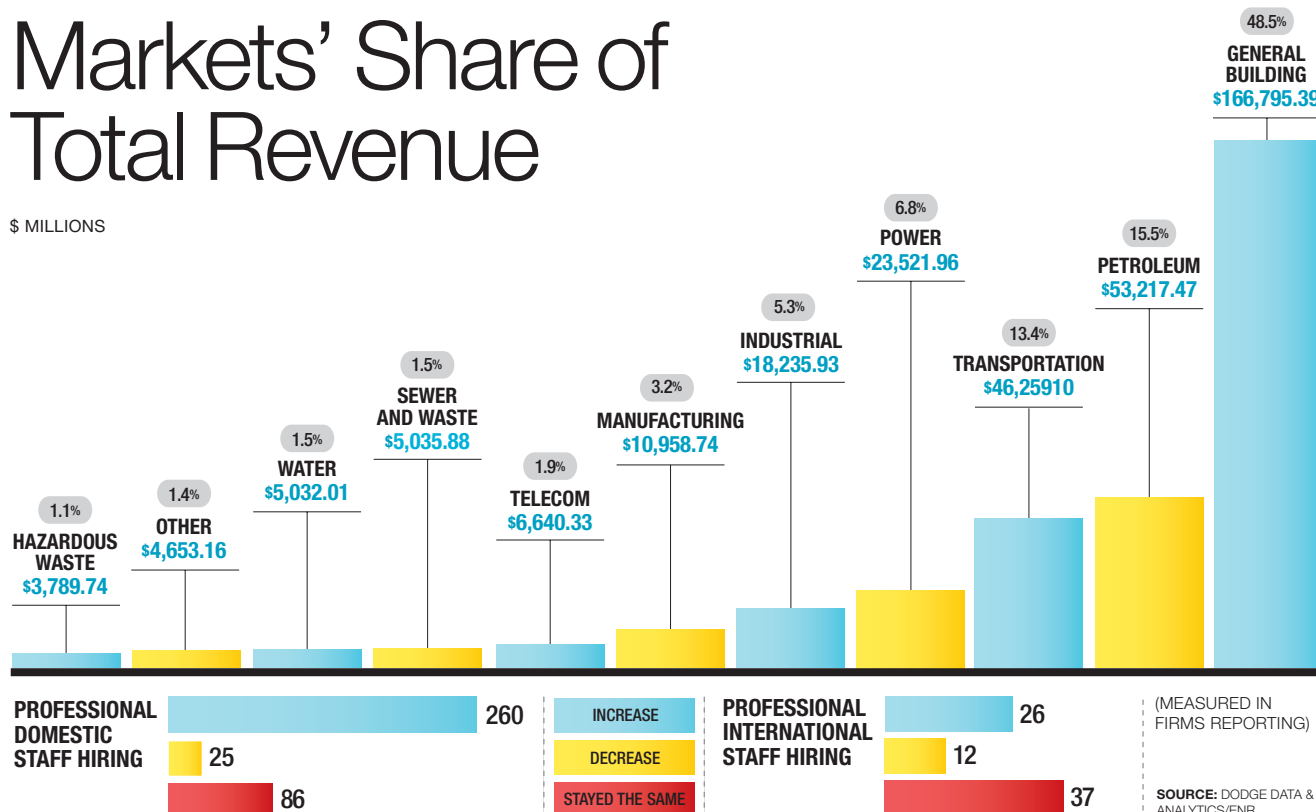
Overall, Bechtel believes that, while the international market has softened, there continues to be a lot of work available. "There are plenty of good opportunities for firms that are smart and disciplined," he says. For example, Bechtel just broke ground on the Edmonton Valley Line Light Rail Transit-Stage 1 project in Alberta, Canada.

Near-Term Optimism

For most firms, the current market is strong and poised to be healthy for the near term. "We are very optimistic for the not-too-distant future," says Pat Di

Markets' Share of Total Revenue

\$ MILLIONS



Filippo, executive vice president of Turner Construction. He is not seeing signs that any sectors are getting overbuilt. Di Filippo notes that there are some huge projects on the horizon, including the proposed James A. Farley Post Office-Penn Station renovation.

For many firms, the robust U.S. market has meant an easing of competition. But the U.S. market increasingly is gaining notice abroad. "U.S. competition continues to diminish. However, those voids have been filled by the European construction companies as they try to learn to compete in our marketplace," says Ronald N. Tutor, CEO of Tutor Perini.

It is not just European firms that are interested in the U.S. For example, China Construction America acquired Plaza Construction in 2014 and has helped Plaza to grow. "CCA has been unequivocally supportive of our efforts, providing us with direct global contact to their suppliers and manufacturers and giving us direct access to building materials we wouldn't normally have the ability to reach," says Richard Wood, Plaza's CEO.

Wood believes the market will continue to grow in the near term. "Construction activity towards the end of 2015 and beginning of 2016 has remained very busy due to low interest rates, consumer health and a growing population. We believe this trend will continue in the near future, and construction growth will remain

362

Firms on the list that sent in surveys in 2015.

72.1%

Firms that increased revenue in 2015 over 2014.

27.3%

Firms that had lower revenue in 2015 than in 2014.

on a better-than-moderate growth track," he says.

For many firms, the current market is hot enough that some community groups want to douse it. Because of a scarcity of land, "Los Angeles is going vertical," says Jocelyn Topolski, executive director, project development, at Bernards.

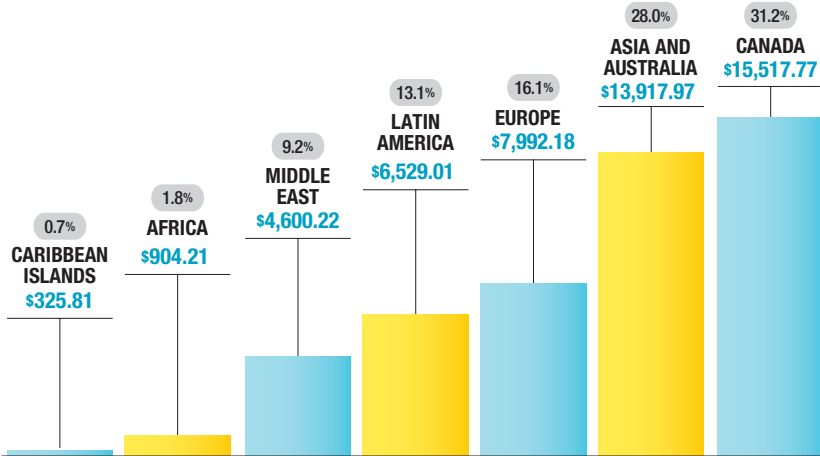
However, "with the robust market has come push-back from the local communities, including an anti-development ballot measure that has gained momentum," says Topolski. The so-called Neighborhood Integrity Initiative is being pushed by a group called the Coalition to Preserve LA. It seeks to slow new developments in Los Angeles by requiring city planners and developers to stick to the city's General Plan, a set of city planning guidelines, including building height and use restrictions, that are now more than two decades old.

No one is certain that the domestic market will continue at this pace. "There is still significant pressure on margins in the construction industry and a lack in confidence that the work hitting the market is sustainable," says Kevin McCarthy, president and CEO of PC Construction.

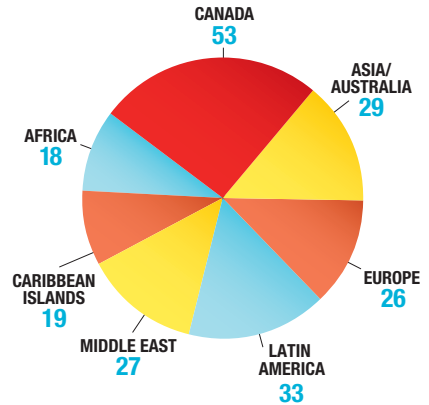
As construction tends to lag other economic indicators, most contractors anticipate no rapid change in the market. "I think we are in the late innings of a vertical construction boom in U.S. gateway cities," says Dan McQuade, group president, construction, at

International Market Analysis

\$ MILLIONS




NUMBER OF FIRMS IN EACH REGION



Diversity | By Gary J. Tulacz

Messer's Diverse Supply Chain



In the current team-oriented environment, relations with subs and suppliers have never been more important, and Messer Construction Co. (No. 60) has taken this message to heart. "Because we live where we work, we have a significant advantage over other national contractors when it comes to building strong relationships with subs and suppliers," says Tim Steigerwald, senior vice president.

For example, in nearby Columbus, the Cincinnati-based firm is completing Ohio State University's North Residential District Transformation (above), which consists of eight dormitories that will house more than 3,500 students.

Including subs and suppliers in the planning process is a key to success, Steigerwald says, adding, "We involve them in the planning of the work and treat them as our partners, and that really makes the difference."

Steigerwald says Messer goes beyond just partnering, reaching out to improve the industry. "We remain steadfast in our commitment to create opportunities for certified small [and] minority- and women-owned businesses," he says.

Messer's efforts are paying off. In April, DiversityInc. magazine ranked the firm No. 8 out of all U.S. firms for its commitment to supplier diversity. Messer was the only construction firm on the list. ■

AECOM. McQuade thinks the market will slow down, not bottom out, but he is not too concerned. "We have built such a robust backlog in vertical construction that it will carry us through the next few years. Companies that have significant backlogs of work and are well capitalized, like we are, will have no problems," he suggests.

Diversify, Diversify, Diversify

As contractors continue to expand and build their backlogs, many are looking to the future. The keyword is "diversify." For example, JE Dunn Construction is moving into growing markets, including aviation and advanced manufacturing, says Gordon Lansford, CEO. "We have found that these market sectors require the same high level of advanced and emerging construction technology and processes that we have been successfully applying to highly complex health-care, science and mission-critical facilities."

Oltmans Construction Co. is another firm that is looking to widen its reach. "We are looking ahead to future markets. We are passing on some of our core business opportunities in order to diversify into new areas," says John Gormly, Oltmans president.

For some firms, diversification has helped out in lean times. For example, Ferreira Construction Co. has been forced to seek new markets due to the slowdown in highway construction over the past few years, caused by an uncertain highway construction market, the low gas tax and the dwindling Highway Trust Fund. "Our strategy is to perform work in other regions of the country and perform different types of work, such as solar installation, all types of utility work, dredging, pile-driving, electrical and specialty

The Top 400 Dialogue

How are your company's relations with subcontractors and suppliers?



DAN JOHNSON, PRESIDENT
MORTENSON CONSTRUCTION
Minneapolis

It can be hard sometimes for businesses to adapt to rapid economic change, but, by and large, we have witnessed more discipline in the subcontractor and supplier market to acquire the right amount of work.



STEVEN F. ROZNOWSKI, CEO
THE CHRISTMAN CO.
Lansing

Subcontractors are being more selective on the jobs they pursue—therefore, achieving coverage by multiple bidders can be a challenge. It's not unusual to receive increased pushback on traditional subcontract terms and conditions.



JOHN CANNITO, COO
THE PENTA BUILDING GROUP
Las Vegas

We focus on good communication and setting up the job to run efficiently. When subcontractors can get a good flow and be efficient, they can perform well, make schedule, cut costs and make a fair profit.



RICHARD CAVALLARO, CEO
SKANSKA USA
New York City

We are seeing some subs under pressure. Programs like our Construction Management Building Blocks and BOOST are designed to provide small businesses with training on how to be successful in partnerships.



STEPHEN GRAY, CEO
GRAY CONSTRUCTION
Lexington, Ky.

We have not historically required performance and payment bonds from our subs. However, with the current financial fragility being seen in the marketplace, customers are willing to pay a premium for additional default protection.



What are your company's strategies for succeeding in a growing but uncertain market?



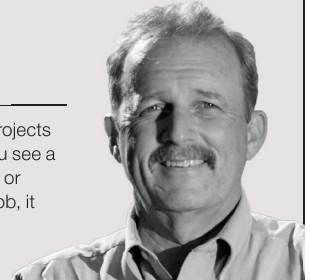
SHAUN YANCEY, PRESIDENT
PCL CONSTRUCTION ENTERPRISES
Denver

There is pressure to build more efficiently and a need by owners to see increased efficiency. PCL is continuously looking for ways to increase productivity while reducing our costs through lean construction processes.



KEVIN MCCARTHY, CEO
PC CONSTRUCTION CO.
South Burlington, Vt.

It is critical for contractors to focus on projects that fit with their qualifications. When you see a building contractor going after industrial or water-treatment work and they get the job, it doesn't usually end well for anyone.



JIM KARAMBELAS, CEO
GLY CONSTRUCTION
Bellevue, Wash.

Being disciplined about the amount of work we commit to and realistic about the number of quality people we can hire is the key to success. Competition in this market means finding the best fit—it's a good place to be.



PAT A. DI FILIPPO, EXEC. VP
TURNER CONSTRUCTION CO.
New York City

The industry generally does think of Turner as an industrial contractor, but we are growing in that market. For example, we are building the 355,000-sq-ft TKS-Honda of America Marysville L2 Paint Shop in Marysville, Ohio.



JAMES L.O'LEARY, COO
HASKELL
Jacksonville, Fla.

The acquisition of Leidos Constructors ... adds scale to our business, strengthens our industrial business, expands our design capabilities, grows our public practice and lets us enter the oil, gas and chemical production space.



The Top 20 Contractors by Sector

1		PETROLEUM	
RANK		Top 20 Revenue: \$49.2 Billion	
2016 2015		Top 20 Market Share: 92.5%	
1	1	BECHTEL	
2	2	FLUOR CORP.	
3	3	CB&I INC.	
4	5	JACOBS	
5	8	TURNER INDUSTRIES GROUP LLC	
6	6	KBR	
7	4	KIEWIT CORP.	
8	10	ZACHRY GROUP	
9	13	PERFORMANCE CONTRACTORS INC.	
10	7	AECOM	
11	9	PCL CONSTRUCTION ENTERPRISES INC.	
12	15	S&B ENGINEERS AND CONSTRUCTORS LTD.	
13	12	MICHEL'S CORP.	
14	14	MATRIX SERVICE CO.	
15	**	STRIKE	
16	**	WILLBROS GROUP INC.	
17	18	AEGION CORP.	
18	23	LAUREN ENGINEERS & CONSTRUCTORS INC.	
19	16	BILFINGER INDUSTRIAL SERVICES	
20	17	SAULSBURY INDUSTRIES INC.	

2		TRANSPORTATION	
RANK		Top 20 Revenue: \$28.2 Billion	
2016 2015		Top 20 Market Share: 61.1%	
1	1	BECHTEL	
2	2	KIEWIT CORP.	
3	3	THE WALSH GROUP LTD.	
4	4	TUTOR PERINI CORP.	
5	5	SKANSKA USA	
6	8	GRANITE CONSTRUCTION INC.	
7	9	LANE INDUSTRIES INC.	
8	13	FLATIRON CONSTRUCTION CORP.	
9	10	COLAS USA	
10	7	FERROVIAL US CONSTRUCTION CORP.	
11	11	CLARK GROUP	
12	6	FLUOR CORP.	
13	**	OHL USA INC.	
14	14	BALFOUR BEATTY US	
15	15	AMES CONSTRUCTION INC.	
16	16	RAILWORKS CORP.	
17	17	GREAT LAKES DREDGE & DOCK	
18	**	HENSEL PHELPS	
19	20	AUSTIN INDUSTRIES	
20	**	HERZOG FAMILY OF COS.	

3		POWER	
RANK		Top 20 Revenue: \$17.5 Billion	
2016 2015		Top 20 Market Share: 74.4%	
1	2	CB&I INC.	
2	1	BECHTEL	
3	3	KIEWIT CORP.	
4	4	DAY & ZIMMERMANN	
5	6	BABCOCK & WILCOX ENTERPRISES INC.	
6	5	FLUOR CORP.	
7	9	ZACHRY GROUP	
8	11	MORTENSON CONSTRUCTION	
9	8	BLACK & VEATCH	
10	**	SWINERTON INC.	
11	7	AECOM	
12	10	AMEC FOSTER WHEELER	
13	16	KBR	
14	**	ENERFAB	
15	13	BURNS & MCDONNELL	
16	14	MICHEL'S CORP.	
17	15	GEMMA POWER SYSTEMS	
18	**	EMJ CORP.	
19	**	JINGOLI - DCO	
20	17	SKANSKA USA	

foundations,” says Nelson Ferreira, president.

Urban Jungle

Urbanization, shifting demographics, integration of technology and the rise of new styles of workplaces are already making a huge impact on contractors across the building, commercial development and infrastructure markets. “With more people than ever living in cities, we need housing, workplaces and infrastructure to meet their needs. People are also living longer, so we’re seeing a need for improved health-care facilities and more of them, as well as more schools, that keep pace with evolving technology,” says Richard Cavallaro, CEO of Skanska USA.

Demographic shifts have many contractors watching carefully to discern where to focus their efforts. “We are definitely strategizing to skate to where the puck is going next,” says Steven F. Roznowski, CEO of The Christman Co. There has been strong revitalization of historic urban centers, such as Nashville, Richmond, Detroit and Charlotte, N.C., he notes. Christman reacted to these changes when it relocated its southeastern Michigan offices back to inner-city Detroit, which the firm left in the 1950s, he says, adding, “It’s a move that’s already paying off, with multiple large modernization projects underway, including the



“U.S. competition continues to diminish. However, those voids have been filled by the European construction companies as they try to learn to compete in our marketplace.”

Ronald N. Tutor, CEO, Tutor Perini Corp.

\$140-million GSA Levin Federal Courthouse improvement project.”

Demographic shifts are not just about where firms are building but what they are building. “Millennials, who have now taken over as the largest population since the baby boomers, are the drivers of these trends and are choosing to live smaller, own less, and walk or bike more,” says Mike VanGessel, CEO of Rockford Construction. He says millennials and Generation Z, who are coming next, will transform market requirements in new ways for decades to come.

For hotels, retail and multifamily projects, however, developers are under increasing pressure from lenders that are demanding stronger past experience, more liquidity and highly experienced general-contractor partners, says Chris Barbe, senior vice president of dck worldwide.

Barbe says these changes in lending have opened up opportunities for dck worldwide. “Through the dck capital-solutions group within our company, we partner with owners and developers to add value through not only our construction expertise but also our ability to bring financing opportunities to their projects.”

Some contractors are stepping into a new role. “More construction firms are getting involved on the development side, which enables them to move upstream in the

The Top 20 Contractors by Sector

4		INDUSTRIAL	
RANK		Top 20 Revenue: \$13.4 Billion Top 20 Market Share: 73.2%	
2016	2015		
1	1	BECHTEL	
2	2	FLUOR CORP.	
3	3	JACOBS	
4	5	AECOM	
5	7	THE TURNER CORP.	
6	12	THE WEITZ CO.	
7	11	ALBERICI-FLINTCO	
8	17	DPR CONSTRUCTION	
9	8	SKANSKA USA	
10	9	THE YATES COS. INC.	
11	4	KBR	
12	10	GILBANE BUILDING CO.	
13	15	CCC GROUP INC.	
14	**	PCL CONSTRUCTION ENTERPRISES INC.	
15	**	AMEC FOSTER WHEELER	
16	16	CR MEYER	
17	18	THE WHITING-TURNER CONTRACTING CO.	
18	13	STELLAR	
19	**	LEIDOS	
20	**	KLINGER COS. INC.	

5		TELECOMMUNICATIONS	
RANK		Top 20 Revenue: \$6.3 Billion Top 20 Market Share: 94.4%	
2016	2015		
1	2	THE WHITING-TURNER CONTRACTING CO.	
2	1	HOLDER CONSTRUCTION CO.	
3	3	THE TURNER CORP.	
4	8	DPR CONSTRUCTION	
5	12	STRUCTURE TONE	
6	7	JE DUNN CONSTRUCTION	
7	4	BLACK & VEATCH	
8	6	FLUOR CORP.	
9	**	AECOM	
10	15	FORTIS CONSTRUCTION INC.	
11	9	BECHTEL	
12	13	GILBANE BUILDING CO.	
13	14	HITT CONTRACTING INC.	
14	10	HOFFMAN CORP.	
15	5	HENSEL PHELPS	
16	17	THE BECK GROUP	
17	11	MORTENSON CONSTRUCTION	
18	16	SKANSKA USA	
19	18	MICHEL'S CORP.	
20	19	NABHOLZ CONSTRUCTION CORP.	

6		HAZARDOUS WASTE	
RANK		Top 20 Revenue: \$4.0 Billion Top 20 Market Share: 105.2%	
2016	2015		
1	2	FLUOR CORP.	
2	1	BECHTEL	
3	3	CB&I INC.	
4	4	JACOBS	
5	8	GREAT LAKES DREDGE & DOCK	
6	6	PARSONS	
7	7	ENTACT	
8	5	SEVENSON ENVIRONMENTAL SERVICES INC.	
9	13	POSILICO	
10	11	ECC	
11	**	KIEWIT CORP.	
12	10	J.F. BRENNAN CO. INC.	
13	15	J. FLETCHER CREAMER & SON INC.	
14	14	TURNER INDUSTRIES GROUP LLC	
15	12	BURNS & MCDONNELL	
16	18	HALEY & ALDRICH INC.	
17	17	OBG	
18	**	CDM SMITH	
19	19	THE WINTER CONSTRUCTION CO.	
20	**	EA ENGINEERING, SCIENCE, AND	

project and reduce or eliminate competition for the construction,” says Lansford of JE Dunn.

Lack of Energy

Falling oil prices have taken a definite toll on domestic and international markets, particularly in the upstream oil-and-gas sector. “Exploration and production companies have reduced or halted expansions of surface production facilities. In response to this market cycle, we shifted our attention to downstream opportunities in the chemical market that focus on feedstock value-added products, including ammonia production,” says James L. O’Leary, COO of Haskell.

Bechtel sees a coming renaissance in the U.S. petrochemical market because of lower feedstock prices. But some of the projects on the boards have been slow to get started due to owners’ “crisis in expectations” over the higher-than-



James G. Davis Construction Corp. (No. 83) is renovating Uline Arena, also known as the Washington Coliseum, in Washington, D.C. Built in 1941 and the site of the first Beatles concert in the U.S. in 1964, the facility will be the home to an REI flagship store as well as 174,000 sq ft of prime office space. ■

TUTOR PERINI CORP. won the MTA East Side Access CM007 contract, the New York City subway's latest big contract, worth \$663 million.

The Top 100 Contractors by New Contracts*

RANK 2016		REVENUE IN \$ MIL.
1	FLUOR CORP.	21,800.0
2	BECHTEL	17,371.0
3	CB&I INC.	13,138.5
4	THE TURNER CORP.	9,961.4
5	PCL CONSTRUCTION ENTERPRISES INC.	7,012.9
6	GILBANE BUILDING CO.	6,909.1
7	KIEWIT CORP.	6,828.2
8	AECOM	6,550.6
9	SWINERTON INC.	6,122.0
10	THE WHITING-TURNER CONTRACTING	6,006.0
11	TUTOR PERINI CORP.	5,753.9
12	JACOBS	5,520.0
13	CLARK GROUP	5,032.0
14	STRUCTURE TONE	4,333.0
15	BALFOUR BEATTY US	4,246.5
16	DPR CONSTRUCTION	4,178.5
17	MCCARTHY HOLDINGS INC.	4,120.0
18	SKANSKA USA	4,080.4
19	HOLDER CONSTRUCTION CO.	3,689.0
20	MORTENSON CONSTRUCTION	3,639.5
21	JE DUNN CONSTRUCTION	3,609.6
22	SUFFOLK CONSTRUCTION CO.	3,246.0
23	HENSEL PHELPS	3,223.9
24	THE WALSH GROUP LTD.	3,094.0
25	BRASFIELD & GORRIE LLC	3,001.3
26	LENDLEASE	2,943.0
27	ALBERICI-FLINTCO	2,324.9
28	ZACHRY GROUP	2,207.0
29	PRIMORIS SERVICES CORP.	2,023.0
30	LEVEL 10 CONSTRUCTION	1,998.0
31	GRANITE CONSTRUCTION INC.	1,954.9
32	FLATIRON CONSTRUCTION CORP.	1,903.0
33	BARTON MALOW CO.	1,882.2
34	MICHEL'S CORP.	1,802.7
35	PERFORMANCE CONTRACTORS INC.	1,800.0

RANK 2016		REVENUE IN \$ MIL.
36	THE YATES COS. INC.	1,682.8
37	THE BECK GROUP	1,625.9
38	CHINA CONSTR. AMER./PLAZA CONSTR.	1,603.0
39	MWH GLOBAL	1,532.0
40	SATTERFIELD & PONTIKES CONSTR.	1,487.0
41	BABCOCK & WILCOX ENTERPRISES INC.	1,426.1
42	CLAYCO INC.	1,400.7
43	SUNDT CONSTRUCTION INC.	1,378.0
44	WEBCOR CONSTRUCTION LP	1,371.0
45	PEPPER CONSTRUCTION GROUP	1,367.6
46	WALBRIDGE	1,366.0
47	DEVCON CONSTRUCTION INC.	1,330.0
48	MESSER CONSTRUCTION CO.	1,299.7
49	COLAS USA	1,297.0
50	HOAR CONSTRUCTION	1,281.0
51	HERZOG FAMILY OF COS.	1,261.5
52	CONSIGLI BUILDING GROUP INC.	1,249.6
53	AMEC FOSTER WHEELER	1,189.1
54	OHL USA INC.	1,177.8
55	PJ DICK - TRUMBULL - LINDY PAVING	1,176.0
56	MANHATTAN CONSTRUCTION GROUP	1,169.1
57	CROSSLAND CONSTRUCTION CO. INC.	1,161.5
58	KRAUS-ANDERSON CONSTRUCTION CO.	1,141.0
59	BIG-D CONSTRUCTION CORP.	1,138.2
60	DAY & ZIMMERMANN	1,127.9
61	GRAY CONSTRUCTION	1,111.5
62	HAWAIIAN DREDGING CONSTRUCTION	1,100.0
63	GEMMA POWER SYSTEMS	1,098.6
64	THE WEITZ CO.	1,064.0
65	FERROVIAL US CONSTRUCTION CORP.	1,048.0
66	RYAN COS. US INC.	1,048.0
67	SHAWMUT DESIGN AND CONSTRUCTION	1,043.1
68	AUSTIN INDUSTRIES	1,042.4
69	ROBINS & MORTON	1,030.0
70	BL HARBERT INTERNATIONAL	1,020.9

RANK 2016		REVENUE IN \$ MIL.
71	HATHAWAY DINWIDDIE CONSTRUCTION	1,012.0
72	GE JOHNSON CONSTRUCTION CO.	1,006.3
73	HUNTER ROBERTS CONSTRUCTION	995.0
74	HITT CONTRACTING INC.	992.1
75	BLACK & VEATCH	987.6
76	VCC LLC	950.0
77	OKLAND CONSTRUCTION CO. INC.	943.3
78	CHOATE CONSTRUCTION CO.	934.0
79	LANE INDUSTRIES INC.	933.8
80	XL CONSTRUCTION CORP.	922.0
81	KOKOSING INC.	909.5
82	GREAT LAKES DREDGE & DOCK	904.2
83	BARNARD CONSTRUCTION CO. INC.	884.2
84	ARCO CONSTRUCTION COS.	871.0
85	M+W GROUP	865.3
86	LECHASE CONSTRUCTION SERVICES LLC	845.3
87	THE CHRISTMAN CO.	844.8
88	FORTIS CONSTRUCTION INC.	830.0
89	THE BOLDT CO.	791.4
90	JACOBSEN CONSTRUCTION CO. INC.	771.0
91	F.H. PASCHEN, S.N. NIELSEN & ASSOCS.	771.0
92	W. M. JORDAN CO.	767.2
93	LEASE CRUTCHER LEWIS	756.6
94	THE MCSHANE COS.	740.5
95	E.E. REED CONSTRUCTION LP	724.0
96	STRIKE	720.4
97	AVALONBAY COMMUNITIES INC.	720.3
98	BNBT BUILDERS INC.	720.0
99	EMJ CORP.	715.0
100	THE CONLAN CO.	707.5

* AMONG TOP 400 FIRMS PROVIDING DATA

expected costs of such plants, Bechtel says.

While the upstream oil-and-gas sectors have faltered, many firms on the downstream side have found continued success. "Approximately half of our business has exposure to the energy markets, so we have felt the negative impacts of depressed oil prices," says Robert Bryan, director of corporate development and strategy at Aegion. He says Aegion's midstream and downstream oil-and-gas sectors have remained fairly stable.

For many contractors, particularly in the heavy and civil arena, lower oil prices have been a blessing. "The drop in prices has helped our asphalt paving and traditional highway construction. When you purchase over 40 million gallons of fuel a year, the drop in prices

On the Web

For expanded content on the ENR Top Lists, see ENR.com/toplists.

can only be good," says Bob Alger, CEO of The Lane Construction Corp.

Further, the drop in oil prices has spurred some construction growth due to the reduced cost of materials and transportation. "While it is difficult to ascertain or quantify how much this has changed over markets, it is definitely a contributing factor to making more funds available for construction," says Robin Savage, COO of Robins & Morton.

Competing

Despite the healthy market, many contractors complain that competition remains intense. "Competition remains strong in most sectors, although most

The Top 50 Contractors Working Abroad

RANK 2016		REVENUE IN \$ MIL.	RANK 2016		REVENUE IN \$ MIL.	RANK 2016		REVENUE IN \$ MIL.
1	BECHTEL	16,881.0	18	FLATIRON CONSTRUCTION CORP.	293.8	35	BARNARD CONSTRUCTION CO. INC.	113.8
2	FLUOR CORP.	8,045.3	19	STRUCTURE TONE	290.0	36	SHIMIZU NORTH AMERICA LLC	102.0
3	PCL CONSTRUCTION ENTERPRISES INC.	4,069.0	20	OHL USA INC.	283.7	37	HASKELL	101.6
4	CB&I INC.	3,538.8	21	MWH GLOBAL	235.5	38	PARSONS	100.9
5	JACOBS	2,420.0	22	WILLBROS GROUP INC.	232.5	39	WEEKS MARINE INC.	90.8
6	KBR	1,989.3	23	AEGION CORP.	216.0	40	DCK WORLDWIDE LLC	89.9
7	KIEWIT CORP.	1,961.5	24	HENSEL PHELPS	202.0	41	SOUTHLAND/RENDA/JBROS	88.5
8	AECOM	1,229.6	25	ECC	194.9	42	MICHAEL BAKER INTERNATIONAL	84.4
9	THE TURNER CORP.	731.9	26	AMEC FOSTER WHEELER	186.0	43	STELLAR	81.6
10	BL HARBERT INTERNATIONAL	661.1	27	THE WALSH GROUP LTD.	161.7	44	RICE LAKE CONSTRUCTION GROUP	60.1
11	BABCOCK & WILCOX ENTERPRISES INC.	609.9	28	RAILWORKS CORP.	155.0	45	MORGANTI GROUP INC.	60.0
12	ALBERICI-FLINTCO	565.2	29	BURNS & MCDONNELL	149.4	46	THE YATES COS. INC.	55.0
13	GILBANE BUILDING CO.	477.0	30	CHINA CONSTR. AMER./PLAZA CONSTR.	148.0	47	THE CONTI GROUP	53.7
14	WALBRIDGE	457.0	31	MATRIX SERVICE CO.	145.8	48	AMES CONSTRUCTION INC.	53.0
15	BLACK & VEATCH	430.9	32	TUTOR PERINI CORP.	141.9	49	LENLEASE	51.9
16	MICHELSON CORP.	360.3	33	GREAT LAKES DREDGE & DOCK	140.0	50	PERNIX GROUP INC.	50.3
17	CADDELL CONSTRUCTION CO. (DE) LLC	297.3	34	AMERICAN BRIDGE CO.	124.0			

contractors are beginning to see an increase in their market backlogs. Owners are still very price-conscious but are also driven by getting the right match of talent for their projects,” says Savage.

Because it is a healthy market, many contractors are taking a strategic approach to competing. “If opportunities do not align with our strategy, we are quick to decline and remain focused on our key clients and markets,” says Scott Skidelsky, senior vice president at Balfour Beatty Construction. “We are being very thoughtful about the opportunities we pursue so that we can maintain the focus and discipline to provide our clients outstanding construction services.”

In the beleaguered energy markets, many large firms are now looking at projects they may have previously ignored as too small. “Because of the lack of large-scale capital projects, many of the major players in the space are taking on smaller projects to fill their pipeline,” says Rick Domyslowski, executive vice president at Day & Zimmermann.

This movement by large firms into smaller jobs is creating a lot of downward pressure on prices and could lead to more contractor consolidation in the coming years, Domyslowski says. “We believe we can compete successfully because we have a long history of delivering successful projects and have been a reliable partner for our clients,” he suggests.

The willingness to be selective is not just affecting contractors: Subcontractors and suppliers also are very busy and being more selective with projects they choose, favoring more reliable general contractors.



“Los Angeles is going vertical. [However] with the robust market has come pushback from the local communities, including an anti-development ballot measure that has gained momentum.”

Jocelyn Topolski,
Executive
Director, Project
Development,
Bernards.

This selectivity makes maintaining strong relationships with subcontractors and suppliers critical. “Like relationship with an owner, a subcontractor who gets to choose will go with the CM-GC that is more knowledgeable and more stable,” says George A. Pontikes Jr., CEO of Satterfield & Pontikes Construction.

Bechtel is one company that is making a big investment in competitiveness. Brendan Bechtel notes that competition in the international market is becoming heated, and owner demands for greater process efficiencies are becoming stronger. “It is embarrassing that productivity in our industry has not improved over the past 20 years,” he says.

So, over the next three years, Bechtel plans to invest \$60 million to explore process and project delivery improvements. “Two-thirds of our ‘Future Fund’ investment will focus on internal entrepreneurship to communicate best practices and innovations across company segments,” says Brendan Bechtel. The rest of the fund will go to partnerships with third parties. “Our goal is to build a better Bechtel,” he says.

Find Me Workers!

For contractors, a chronic problem is having enough staff and craftworkers to do the job—a problem that has not gotten as bad as quickly as many feared. The shortages in construction are not as severe as expected because many craftworkers now have returned to construction after the downturn in the previously red-hot oil-and-gas market. Most contractors are concerned this easing of pressure on the current workforce crisis will not last.

The Top 50 Domestic Heavy Contractors

RANK 2016	REVENUE IN \$ MIL.	% OF TOTAL REVENUE				
		TRANSPORTATION	SEWER	HAZARDOUS WASTE	WATER	
1	THE WALSH GROUP LTD.	3,484.5	57	5	0	11
2	KIEWIT CORP.	3,143.9	37	2	1	6
3	SKANSKA USA	2,312.0	31	2	0	1
4	TUTOR PERINI CORP.	2,116.5	38	0	0	0
5	GRANITE CONSTRUCTION INC.	1,815.6	70	2	0	5
6	FLUOR CORP.	1,682.2	12	0	15	0
7	COLAS USA	1,205.0	92	4	0	1
8	LANE INDUSTRIES INC.	1,202.6	92	0	0	0
9	FERROVIAL US CONSTRUCTION CORP.	1,140.0	100	0	0	0
10	CLARK GROUP	1,110.0	27	0	0	0
11	FLATIRON CONSTRUCTION CORP.	989.6	97	0	0	3
12	OHL USA INC.	928.4	66	8	0	9
13	BECHTEL	904.0	0	0	14	0
14	BALFOUR BEATTY US	894.3	17	2	0	0
15	AMES CONSTRUCTION INC.	786.0	77	0	0	1
16	GREAT LAKES DREDGE & DOCK	716.9	76	0	24	0
17	HENSEL PHELPS	664.4	23	0	0	0
18	AUSTIN INDUSTRIES	643.1	39	0	0	0
19	ALLAN MYERS INC.	629.8	88	8	0	4
20	KOKOSING INC.	615.4	38	12	0	9
21	GARNEY HOLDING CO.	610.7	0	35	0	65
22	HERZOG FAMILY OF COS.	607.1	100	0	0	0
23	LAYNE CHRISTENSEN CO.	591.3	0	39	1	52
24	PCL CONSTRUCTION ENTERPRISES INC.	585.2	13	1	0	7
25	WEEKS MARINE INC.	549.2	83	0	1	2
26	RAILWORKS CORP.	532.0	100	0	0	0
27	AECOM	512.5	5	0	0	4
28	CB&I INC.	510.3	0	1	6	1
29	LAS VEGAS PAVING CORP.	510.0	100	0	0	0
30	THE TURNER CORP.	479.2	5	0	0	0
31	PJ DICK - TRUMBULL - LINDY PAVING	478.0	53	1	0	0
32	SHIMMICK CONSTRUCTION CO. INC.	470.7	93	7	0	0
33	SOUTHLAND/RENDA/JBROS	469.5	40	24	0	33
34	WILLIAMS BROTHERS CONSTRUCTION CO. INC.	395.9	100	0	0	0
35	THE HUBBARD GROUP INC.	393.6	100	0	0	0
36	F.H. PASCHEN, S.N. NIELSEN & ASSOCIATES LLC	389.2	63	7	0	2
37	MCCARTHY HOLDINGS INC.	388.0	11	1	0	3
38	PARSONS	381.9	40	1	32	0
39	MANSON CONSTRUCTION CO.	377.8	93	0	0	0
40	MICHELS CORP.	368.4	22	3	0	0
41	STACY AND WITBECK INC.	353.1	100	0	0	0
42	ANDERSON COLUMBIA CO. INC.	344.0	70	0	0	0
43	AMERICAN BRIDGE CO.	342.4	100	0	0	0
44	BARNHILL CONTRACTING CO.	337.7	67	0	0	0
45	ZACHRY CONSTRUCTION CORP.	324.0	71	0	0	10
46	VEGELLIO GROUP INC.	323.2	99	0	0	0
47	TRAYLOR BROS. INC.	323.2	79	6	0	15
48	WEBCOR CONSTRUCTION LP DBA WEBCOR BUILDERS	318.9	25	0	0	1
49	AEGION CORP.	310.0	2	39	0	0
50	JACOBS	290.0	2	0	11	0

The great recession has left construction with a depleted skilled labor force as many younger employees gave up on the industry and found other careers. “To the extent that contractors can staff construction projects with adequate manpower, those that have the best trained and most experienced skilled labor force will have the most opportunity to provide added value and increase their margins, as compared to the competition,” says Roznowski.

Many contractors are working hard to recruit young talent. For example, Turner Construction has increased its intake of new graduates this year. “We have been hiring 200 to 300 young people a year, even during the recession. This year, it will be 400,” says Di Filippo.

Some contractors think the energy downturn will help the construction industry’s staffing problems. “We lost a number of our skilled workers to the energy industry, and now that those job opportunities are decreasing, we believe we’re going to see a portion of those folks return to construction,” says Tim Steigerwald, senior vice president of Messer Construction Co.

Steigerwald says that, through job fairs and outreach to military bases, Messer is recruiting veterans as another source of talent. “These individuals have the focus and discipline we look for in our field operations, particularly as crane operators,” he says.

Other firms are actively recruiting by promoting their home markets’ quality of life. “Midsize markets such as Toledo are great places to live and grow professionally, and we work at promoting the benefits of building a career in this community,” says Bill Rudolph, chairman of Rudolph Libbe Group.

The Christman Co. is using its safety program as a means to attract young people who may be hesitant to get into construction. “Smart contractors who want to excel in the industry must get on board and set the safety bar higher on their projects. In the long term, a safer work environment will be more inviting to the younger workforce we are all in desperate need of attracting and developing,” says Roznowski. “Our safety slogan—‘Safety: It’s How We Live’—helps to remind us daily of the significant, positive impact safety has on our overall industry.”

Employee training and development is another tool being used to attract and retain workers. “As president and CEO, I’ve made a concerted effort to focus on existing employee development as well as making key hires from outside the company to help Plant grow,” says Chris Rivielle, CEO of Plant Construction Co. “We believe the balance between the existing culture and new ideas from the outside make for an innovative and, at the same time, stable environment.”

Some contractors worry that some proven re-

The Top 50 in Domestic Building/Mfg. Revenue

RANK 2016		REVENUE IN \$ MIL.
1	THE TURNER CORP.	8,388.3
2	THE WHITING-TURNER CONTRACTING CO.	4,020.3
3	BALFOUR BEATTY US	3,806.2
4	GILBANE BUILDING CO.	3,596.9
5	SKANSKA USA	3,497.9
6	TUTOR PERINI CORP.	3,403.5
7	AECOM	3,216.8
8	STRUCTURE TONE	3,002.6
9	CLARK GROUP	2,882.0
10	LENLEASE	2,789.8
11	MORTENSON CONSTRUCTION	2,514.6
12	SUFFOLK CONSTRUCTION CO.	2,502.0
13	JE DUNN CONSTRUCTION	2,384.2
14	SWINERTON INC.	2,198.6
15	DPR CONSTRUCTION	2,133.2
16	MCCARTHY HOLDINGS INC.	2,123.0
17	BRASFIELD & GORRIE LLC	2,090.0

RANK 2016		REVENUE IN \$ MIL.
18	HENSEL PHELPS	2,069.6
19	DAVID E. HARVEY BUILDERS	1,991.0
20	BARTON MALOW CO.	1,546.2
21	PCL CONSTRUCTION ENTERPRISES INC.	1,451.7
22	CLAYCO INC.	1,350.0
23	HOLDER CONSTRUCTION CO.	1,344.0
24	THE WALSH GROUP LTD.	1,285.8
25	RYAN COS. US INC.	1,282.0
26	M+W GROUP	1,230.9
27	DEVCON CONSTRUCTION INC.	1,223.0
28	SHAWMUT DESIGN AND CONSTRUCTION	1,173.7
29	LAYTON CONSTRUCTION CO. LLC	1,161.4
30	HATHAWAY DINWIDDIE CONSTRUCTION	1,142.0
31	KIEWIT CORP.	1,141.3
32	HUNTER ROBERTS CONSTRUCTION	1,139.0
33	ALBERICI-FLINTCO	1,138.6
34	CHINA CONSTR. AMER./PLAZA CONSTR.	1,112.0

RANK 2016		REVENUE IN \$ MIL.
35	HOFFMAN CORP.	1,083.0
36	MANHATTAN CONSTRUCTION GROUP	1,075.8
37	THE YATES COS. INC.	1,030.8
38	MESSER CONSTRUCTION CO.	1,030.1
39	PEPPER CONSTRUCTION GROUP	987.0
40	THE BECK GROUP	983.1
41	POWER CONSTRUCTION CO. LLC	969.0
42	COASTAL CONSTRUCTION GROUP	936.0
43	WEBCOR CONSTRUCTION LP	917.5
44	CONSIGLI BUILDING GROUP INC.	914.7
45	JAMES G. DAVIS CONSTRUCTION CORP.	869.3
46	GRAY CONSTRUCTION	860.7
47	HITT CONTRACTING INC.	853.9
48	SELLEN CONSTRUCTION CO. INC.	826.0
49	AVALONBAY COMMUNITIES INC.	815.6
50	C.W. DRIVER COS.	814.3

cruciating methods may be taking a back seat to competitive pressures. “Internships used to be the way many young engineers became acquainted with a company and found a place to make a career. Many companies have scaled these [internships] back due to pressures to maximize billability,” says Domyslawski of Day & Zimmermann. Failure to provide basic skills training on pre-entry-level positions may backfire. “We see younger talent with high expectations for rapid career advancement without first mastering the fundamentals,” he says.

Day & Zimmermann has developed a long-term training-and-career advancement program to keep staff interested and motivated. “The Field Leadership Development Program initially will focus on roles that would prepare individuals for field assignments,” says Domyslawski. The firm is looking

for people that are willing to make a five- to 10-year commitment to the program. “Participants in the program are going to rotate through every department and really gain an understanding of how the business works and where everyone fits,” he notes.

Most contractors agree that it is critical to keep institutional knowledge alive in the face of baby-boomer retirements.

“We are seeing a generation of senior-level superintendents and foremen that are soon to retire. We need to replace them, industry-wide, and make sure we’re training the next generation on more than processes. We have to make sure the years of knowledge that we possess stays with the folks who will take the reins on sites in the next five to 10 years,” says Cavallaro of Skanska USA. ■

How To Read the Tables

Companies are ranked by construction revenue in 2015 in (\$ millions). Those with subsidiaries (†) are listed by company rank, which may be found on the ENR website at www.ENR.com. Firms not ranked last year are designated as “†”. Some markets may not add up to 100% due to omission of the “other” miscellaneous market category. NA= “not available.”

Figures include prime construction contracts, shares of joint ventures, subcontracts, the construction portion of design-construct contracts and construction management-at-risk contracts when the firm’s risks are similar to those of a general contractor. Figures also include the value of installed equipment when a firm has prime responsibility for specifying and procuring it within

the scope of its construction contract.

General Building includes commercial buildings, offices, stores, educational facilities, government buildings, hospitals, medical facilities, hotels, apartments, housing, etc.

Manufacturing includes auto assembly, electronic assembly, textile plants, etc.

Power includes thermal and hydroelectric power plants, waste-to-energy plants, transmission lines, substations, cogeneration plants, etc.

Water Supply includes dams, reservoirs, transmission pipelines, distribution mains, irrigation canals, desalination and potability treatment plants, pumping stations, etc.

Sewerage / Solid Waste includes sanitary and storm

sewers, treatment plants, pumping plants, incinerators, industrial waste facilities, etc.

Industrial Process includes pulp and paper mills, steel mills, non-ferrous metal refineries, pharmaceutical plants, chemical plants, food and other processing plants, etc.

Petroleum includes refineries, petrochemical plants, offshore facilities, pipelines, etc.

Transportation includes airports, bridges, roads, canals, locks, dredging, marine facilities, piers, railroads, tunnels, etc.

Hazardous Waste includes chemical and nuclear waste treatment, asbestos and lead abatement, etc.

Telecommunications includes transmission lines and cabling, towers and antennae, data centers and web hotels, etc.

RANK 2016	RANK 2015	FIRM	2015 REVENUE (\$ MIL)		2015 NEW CONTRACTS	GENERAL BUILDING	MANUFACTURING	POWER	WATER / SEWER / WASTE	INDUS. / PETROLEUM	TRANSPORTATION	HAZARDOUS WASTE	TELECOM	% CM-AT-RISK
			TOTAL	INT'L										
1	1	BECHTEL, San Francisco, Calif.†	23,372.0	16,881.0	17,371.0	0	0	9	0	67	19	4	1	30
2	2	FLUOR CORP., Irving, Texas†	14,295.1	8,045.3	21,800.0	7	1	6	0	69	6	8	2	3
3	3	THE TURNER CORP., New York, N.Y.	10,566.6	731.9	9,961.4	82	3	0	0	6	5	0	5	92
4	4	CB&I INC., The Woodlands, Texas†	10,446.1	3,538.8	13,138.5	1	3	26	1	65	0	4	0	0
5	5	KIEWIT CORP., Omaha, Neb.	8,718.8	1,961.5	6,828.2	13	1	18	7	27	32	1	0	7
6	7	AECOM, Los Angeles, Calif.	7,011.7	1,229.6	6,550.6	47	0	10	3	28	7	0	4	46
7	8	SKANSKA USA, New York, N.Y.†	6,797.9	3.3	4,080.4	49	2	5	3	7	31	0	1	54
8	6	PCL CONSTRUCTION ENTERPRISES INC., Denver, Colo.†	6,785.0	4,069.0	7,012.9	57	3	4	5	22	7	0	0	32
9	9	THE WHITING-TURNER CONTRACTING CO., Baltimore, Md.	5,721.8	0.0	6,006.0	70	1	2	1	5	3	0	19	47
10	14	TUTOR PERINI CORP., Sylmar, Calif.†	5,661.9	141.9	5,753.9	61	0	0	0	0	39	0	0	0
11	13	THE WALSH GROUP LTD., Chicago, Ill.†	4,950.6	161.7	3,094.0	28	0	0	16	0	55	0	0	9
12	11	BALFOUR BEATTY US, Dallas, Texas†	4,730.1	29.4	4,246.5	81	0	0	2	0	17	0	0	62
13	10	JACOBS, Pasadena, Calif.†	4,520.0	2,420.0	5,520.0	3	2	2	2	80	2	8	0	0
14	16	GILBANE BUILDING CO., Providence, R.I.	4,480.1	477.0	6,909.1	85	0	0	0	8	1	0	5	69
15	15	CLARK GROUP, Bethesda, Md.†	4,100.0	0.0	5,032.0	70	0	2	0	0	27	0	0	49
16	12	KBR, Houston, Texas	3,935.5	1,989.3	NA	5	0	12	1	81	2	0	0	33
17	17	STRUCTURE TONE, New York, N.Y.†	3,865.6	290.0	4,333.0	83	0	0	0	6	0	0	11	80
18	18	MORTENSON CONSTRUCTION, Minneapolis, Minn.†	3,670.7	48.5	3,639.5	63	6	23	3	0	3	0	3	58
19	23	HENSEL PHELPS, Greeley, Colo.†	3,103.0	202.0	3,223.9	63	10	0	0	0	21	0	5	15
20	21	DPR CONSTRUCTION, Redwood City, Calif.	3,086.0	13.6	4,178.5	68	1	0	0	15	0	0	16	86
21	19	LENLEASE, New York, N.Y.†	3,067.3	51.9	2,943.0	93	0	0	0	7	0	0	0	88
22	29	ZACHRY GROUP, San Antonio, Texas†	3,001.0	0.0	2,207.0	0	0	28	0	72	0	0	0	0
23	24	TURNER INDUSTRIES GROUP LLC, Baton Rouge, La.†	2,972.6	0.0	564.0	0	0	2	0	97	0	1	0	0
24	34	SWINERTON INC., San Francisco, Calif.	2,934.0	0.0	6,122.0	75	0	25	0	0	0	0	0	50
25	20	MCCARTHY HOLDINGS INC., St. Louis, Mo.†	2,821.0	0.0	4,120.0	72	3	9	3	2	11	0	0	63
26	22	JE DUNN CONSTRUCTION, Kansas City, Mo.†	2,810.4	0.0	3,609.6	77	8	0	0	0	1	0	14	77
27	31	SUFFOLK CONSTRUCTION CO., Boston, Mass.†	2,502.0	0.0	3,246.0	100	0	0	0	0	0	0	0	99
28	26	GRANITE CONSTRUCTION INC., Watsonville, Calif.†	2,371.0	18.9	1,954.9	2	0	7	8	0	69	0	0	1
29	27	BRASFIELD & GORRIE LLC, Birmingham, Ala.	2,297.7	0.0	3,001.3	87	4	1	3	4	1	0	1	4
30	36	HOLDER CONSTRUCTION CO., Atlanta, Ga.	2,113.0	0.0	3,689.0	64	0	0	0	0	2	0	35	95
31	53	ALBERICI-FLINTCO, St. Louis, Mo.†	2,100.4	565.2	2,324.9	52	7	8	8	24	2	0	0	50
32	30	DAVID E. HARVEY BUILDERS, Houston, Texas†	1,991.0	0.0	420.0	90	10	0	0	0	0	0	0	83
33	28	PRIMORIS SERVICES CORP., Dallas, Texas†	1,929.4	0.0	2,023.0	0	0	0	0	0	0	0	0	0
34	33	MICHEL'S CORP., Brownsville, Wis.	1,802.7	360.3	1,802.7	3	0	22	3	50	18	0	4	0
35	42	BARTON MALOW CO., Southfield, Mich.†	1,780.3	43.9	1,882.2	69	20	11	0	0	0	0	0	65
36	25	THE YATES COS. INC., Philadelphia, Miss.†	1,679.2	55.0	1,682.8	36	26	4	0	26	8	0	0	23
37	35	AUSTIN INDUSTRIES, Dallas, Texas†	1,668.3	01.0	1,042.4	34	0	0	0	4	39	0	0	40
38	46	PERFORMANCE CONTRACTORS INC., Baton Rouge, La.	1,534.0	0.0	1,800.0	0	0	4	0	96	0	0	0	0
39	44	DAY & ZIMMERMANN, Philadelphia, Pa.†	1,483.4	8.5	1,127.9	0	0	99	0	0	0	0	0	0
40	39	BLACK & VEATCH, Overland Park, Kan.†	1,473.8	430.9	987.6	0	0	54	12	12	0	0	21	12
41	38	WALBRIDGE, Detroit, Mich.†	1,432.0	457.0	1,366.0	17	69	1	2	6	5	0	0	28
42	32	CHINA CONSTRUCTION AMERICA/PLAZA CONSTR., Jersey City, N.J.†	1,430.0	148.0	1,603.0	88	0	0	0	0	12	0	0	75
43	55	OHL USA INC., College Point, N.Y.†	1,409.3	283.7	1,177.8	30	0	0	13	0	57	0	0	12
44	47	MANHATTAN CONSTRUCTION GROUP, Naples, Fla.†	1,367.7	0.0	1,169.1	79	0	0	0	3	19	0	0	63
45	41	LANE INDUSTRIES INC., Cheshire, Conn.†	1,354.9	41.2	933.8	0	0	6	0	2	92	0	0	0
46	52	CLAYCO INC., Chicago, Ill.†	1,350.0	0.0	1,400.7	92	8	0	0	0	0	0	0	0
47	37	HOFFMAN CORP., Portland, Ore.†	1,334.0	0.0	NA	35	46	0	2	0	2	0	14	67
48	60	BABCOCK & WILCOX ENTERPRISES INC., Charlotte, N.C.†	1,326.8	609.9	1,426.1	0	0	89	0	11	0	0	0	0
49	43	MATRIX SERVICE CO., Tulsa, Okla.†	1,321.4	145.8	NA	0	0	23	0	76	0	0	0	0
50	51	FLATIRON CONSTRUCTION CORP., Broomfield, Colo.†	1,283.4	293.8	1,903.0	0	0	5	5	0	90	0	0	0

RANK 2016	RANK 2015	FIRM	2015 REVENUE (\$ MIL)		2015 NEW CONTRACTS	GENERAL BUILDING	MANUFACTURING	POWER	WATER / SEWER / WASTE	INDUS. / PETROLEUM	TRANSPORTATION	HAZARDOUS WASTE	TELECOM	% CM-AT-RISK
			TOTAL	INT'L										
51	59	RYAN COS. US INC., Minneapolis, Minn.	1,283.0	0.0	1,048.0	98	2	0	0	0	0	0	0	4
52	50	WEBCOR CONSTR. DBA WEBCOR BUILDERS, San Francisco, Calif.†	1,255.0	0.0	1,371.0	73	0	0	1	0	25	0	0	96
53	45	COLAS USA, Morristown, N.J.†	1,248.0	0.0	1,297.0	0	0	0	4	1	92	0	0	0
54	48	M+W GROUP, Albany, N.Y.	1,246.2	15.3	865.3	0	100	0	0	0	0	0	0	22
55	61	BURNS & MCDONNELL, Kansas City, Mo.	1,227.5	149.4	683.5	9	12	36	0	40	0	3	0	0
56	49	DEVCON CONSTRUCTION INC., Milpitas, Calif.	1,223.0	0.0	1,330.0	100	0	0	0	0	0	0	0	0
57	76	LAYTON CONSTRUCTION CO. LLC, Sandy, Utah	1,176.6	0.0	NA	99	0	0	0	0	0	0	0	87
58	97	S&B ENGINEERS AND CONSTRUCTORS & AFFILIATES, Houston, Texas†	1,175.1	0.0	171.0	0	0	0	0	100	0	0	0	0
59	63	SHAWMUT DESIGN AND CONSTRUCTION, Boston, Mass.	1,174.3	0.6	1,043.1	100	0	0	0	0	0	0	0	77
60	58	MESSER CONSTRUCTION CO., Cincinnati, Ohio	1,167.1	0.0	1,299.7	88	0	0	0	6	6	0	0	59
61	86	THE BECK GROUP, Dallas, Texas	1,143.3	39.6	1,625.9	88	1	0	0	0	0	0	10	68
62	95	HATHAWAY DINWIDDIE CONSTRUCTION CO., San Francisco, Calif.	1,143.0	0.0	1,012.0	100	0	0	0	0	0	0	0	96
63	40	FERROVIAL US CONSTRUCTION CORP., Austin, Texas†	1,140.0	0.0	1,048.0	0	0	0	0	0	100	0	0	0
64	85	HUNTER ROBERTS CONSTRUCTION GROUP LLC, New York, N.Y.	1,139.0	0.0	995.0	100	0	0	0	0	0	0	0	100
65	84	THE WEITZ CO., Des Moines, Iowa†	1,131.0	0.0	1,064.0	49	0	0	0	45	5	0	0	6
66	93	GRAY CONSTRUCTION, Lexington, Ky.†	1,111.5	0.0	1,111.5	40	38	0	0	23	0	0	0	8
67	72	PEPPER CONSTRUCTION GROUP, Chicago, Ill.†	1,110.4	0.0	1,367.6	89	0	0	9	0	0	1	1	81
68	64	HITT CONTRACTING INC., Falls Church, Va.	1,090.0	0.0	992.1	78	0	0	0	0	2	0	19	99
69	57	AMES CONSTRUCTION INC., Burnsville, Minn.	1,068.0	53.0	511.0	1	0	6	1	0	73	0	0	4
70	68	KOKOSING INC., Westerville, Ohio†	1,049.8	0.0	909.5	14	1	10	20	5	38	0	0	12
71	65	AMEC FOSTER WHEELER, Tucker, Ga.†	993.1	186.0	1,189.1	7	1	54	1	30	0	0	0	0
72	69	THE BOLDT CO., Appleton, Wis.	975.4	0.0	791.4	61	3	29	0	8	0	0	0	51
73	62	AEGION CORP., Chesterfield, Mo.†	973.0	216.0	NA	2	0	1	41	55	2	0	0	0
74	56	POWER CONSTRUCTION CO. LLC, Chicago, Ill.	969.0	0.0	345.0	100	0	0	0	0	0	0	0	79
75	78	BL HARBERT INTERNATIONAL, Birmingham, Ala.	959.0	661.1	1,020.9	88	7	1	0	4	0	0	0	0
76	73	COASTAL CONSTRUCTION GROUP, Miami, Fla.†	936.0	0.0	344.1	100	0	0	0	0	0	0	0	95
77	75	SUNDT CONSTRUCTION INC., Tempe, Ariz.	934.2	0.0	1,378.0	69	0	1	1	4	25	0	0	56
78	88	ROBINS & MORTON, Birmingham, Ala.	916.9	0.0	1,030.0	82	0	13	0	5	0	1	0	76
79	70	CONSIGLI BUILDING GROUP INC., Milford, Mass.	914.7	0.0	1,249.6	100	0	0	0	0	0	0	0	85
80	**	WILLBROS GROUP INC., Houston, Texas	909.0	232.5	NA	0	0	33	0	67	0	0	0	0
81	74	PJ DICK - TRUMBULL - LINDY PAVING, Pittsburgh, Pa.†	883.0	0.0	1,176.0	46	0	0	1	0	53	0	0	5
82	101	EMJ CORP., Chattanooga, Tenn.†	872.0	6.0	715.0	51	8	40	0	0	1	0	0	96
83	112	JAMES G. DAVIS CONSTRUCTION CORP., Rockville, Md.	869.3	0.0	NA	100	0	0	0	0	0	0	0	0
84	66	GREAT LAKES DREDGE & DOCK, Oak Brook, Ill.	856.9	140.0	904.2	0	0	0	0	0	80	20	0	0
85	81	CROSSLAND CONSTRUCTION CO. INC., Columbus, Kan.	837.1	0.0	1,161.5	81	7	0	8	0	4	0	0	21
86	136	SELLEN CONSTRUCTION CO. INC., Seattle, Wash.	826.0	0.0	253.0	100	0	0	0	0	0	0	0	2
87	94	C.W. DRIVER COS., Pasadena, Calif.†	821.2	0.0	623.0	98	1	0	0	1	0	0	0	63
88	82	AVALONBAY COMMUNITIES INC., Arlington, Va.	815.6	0.0	720.3	100	0	0	0	0	0	0	0	100
89	115	BIG-D CONSTRUCTION CORP., Salt Lake City, Utah	805.8	0.0	1,138.2	72	4	0	0	14	5	0	0	33
90	106	LEVEL 10 CONSTRUCTION, Sunnyvale, Calif.	790.9	0.0	1,998.0	92	8	0	0	0	0	0	0	86
91	89	CHOATE CONSTRUCTION CO., Atlanta, Ga.	785.7	0.0	934.0	85	8	0	0	7	0	0	0	86
92	77	ADOLFSON & PETERSON CONSTRUCTION, Minneapolis, Minn.	782.3	0.0	695.1	94	2	0	0	4	0	0	0	0
93	83	ARCO CONSTRUCTION COS., St. Louis, Mo.†	773.9	0.1	871.0	100	0	0	0	0	0	0	0	0
94	96	VCC LLC, Irving, Texas	757.0	0.0	950.0	100	0	0	0	0	0	0	0	20
95	67	BILFINGER INDUSTRIAL SERVICES, Houston, Texas†	733.0	0.0	552.0	0	0	0	0	100	0	0	0	0
96	108	WEEKS MARINE INC., Cranford, N.J.†	732.9	90.8	631.9	0	0	0	12	12	74	1	0	0
97	110	GRAYCOR, Oakbrook Terrace, Ill.†	728.8	0.0	656.2	47	0	39	0	14	0	0	0	0
98	87	THE MCSHANE COS., Rosemont, Ill.†	727.2	0.0	740.5	100	0	0	0	0	0	0	0	9
99	**	STRIKE, The Woodlands, Texas	720.4	0.0	720.4	0	0	0	2	96	0	0	2	0
100	102	TELLEPSEN, Houston, Texas†	715.0	0.0	670.0	84	0	0	0	16	0	0	0	100

RANK 2016	RANK 2015	FIRM	2015 REVENUE (\$ MIL)		2015 NEW CONTRACTS	GENERAL BUILDING	MANUFACTURING	POWER	WATER / SEWER / WASTE	INDUS. / PETROLEUM	TRANSPORTATION	HAZARDOUS WASTE	TELECOM	% CM-AT-RISK
			TOTAL	INT'L										
101	104	OKLAND CONSTRUCTION CO. INC., Salt Lake City, Utah	714.5	0.0	943.3	86	11	0	0	1	2	0	0	81
102	111	THE CHRISTMAN CO., Lansing, Mich.†	696.0	0.0	844.8	95	4	0	0	1	0	0	0	55
103	**	ENERFAB, Cincinnati, Ohio†	691.0	12.0	350.0	10	5	67	3	9	0	0	0	0
104	105	MIRON CONSTRUCTION CO. INC., Neenah, Wis.	689.0	0.0	NA	65	6	4	3	22	0	0	0	17
105	92	RAILWORKS CORP., New York, N.Y.†	687.0	155.0	389.0	0	0	0	0	0	100	0	0	0
106	79	LAYNE CHRISTENSEN CO., The Woodlands, Texas†	683.5	48.0	633.7	0	0	0	86	1	0	1	0	0
107	109	O'NEIL INDUSTRIES INC., Chicago, Ill.†	682.8	0.0	466.6	88	2	1	0	2	7	0	0	63
108	116	KRAUS-ANDERSON CONSTRUCTION CO., Minneapolis, Minn.	657.0	0.0	1,141.0	100	0	0	0	0	0	0	0	96
109	98	SAULSBURY INDUSTRIES INC., Odessa, Texas†	655.7	0.0	520.5	0	0	24	0	75	0	0	0	0
110	121	HAWAIIAN DREDGING CONSTRUCTION CO. INC., Honolulu, Hawaii	654.8	0.0	1,100.0	79	0	1	1	0	19	0	0	0
111	126	HOAR CONSTRUCTION, Birmingham, Ala.	652.1	0.0	1,281.0	99	0	1	0	0	1	0	0	96
112	134	ALSTON CONSTRUCTION CO. INC., Sacramento, Calif.	640.0	0.0	590.0	100	0	0	0	0	0	0	0	0
113	99	LECHASE CONSTRUCTION SERVICES LLC, Rochester, N.Y.	631.0	0.0	845.3	76	16	3	0	3	1	0	0	50
114	119	THE CIANBRO COS., Pittsfield, Maine†	630.6	0.0	653.4	12	0	28	1	33	19	0	0	8
115	118	ALLAN MYERS INC., Worcester, Pa.†	629.8	0.0	653.0	0	0	0	12	0	88	0	0	0
116	113	HERZOG FAMILY OF COS., St. Joseph, Mo.	628.8	21.7	1,261.5	0	0	0	0	0	100	0	0	0
117	90	PARSONS, Pasadena, Calif.†	620.1	100.9	404.8	32	0	0	1	0	40	27	0	3
118	172	ANDERSEN CONSTRUCTION, Portland, Ore.	620.0	0.0	500.0	100	0	0	0	0	0	0	0	0
119	130	HANOVER RS CONSTRUCTION, Houston, Texas	620.0	0.0	675.0	100	0	0	0	0	0	0	0	0
120	165	LPCIMINELLI INC., Buffalo, N.Y.†	614.2	0.0	448.9	38	59	3	0	0	0	0	0	50
121	107	GARNEY HOLDING CO., Kansas City, Mo.†	610.7	0.0	569.0	0	0	0	100	0	0	0	0	10
122	127	THE CONLAN CO., Marietta, Ga.	591.2	0.0	707.5	91	9	0	0	0	0	0	0	0
123	148	BATSON-COOK CO., West Point, Ga.	579.3	0.0	628.9	99	0	0	0	0	1	0	0	30
124	114	HASKELL, Jacksonville, Fla.†	572.1	101.6	495.1	12	14	10	10	40	14	0	0	8
125	129	MCGOUGH, St. Paul, Minn.	570.0	0.0	583.0	90	0	0	0	10	0	0	0	84
126	153	GLY CONSTRUCTION, Bellevue, Wash.	569.0	0.0	684.0	96	4	0	0	0	0	0	0	99
127	263	LAUREN ENGINEERS & CONSTRUCTORS INC., Abilene, Texas†	568.0	28.6	425.6	0	0	7	0	93	0	0	0	0
128	124	SOUTHLAND/RENDA/JBROS, Roanoke, Texas†	568.0	88.5	540.0	0	0	0	64	2	34	0	0	0
129	146	E.E. REED CONSTRUCTION LP, Sugar Land, Texas†	567.0	0.0	724.0	100	0	0	0	0	0	0	0	0
130	91	DUKE CONSTRUCTION, Indianapolis, Ind.	562.3	0.0	453.8	94	0	0	0	0	6	0	0	34
131	133	CAJUN INDUSTRIES LLC, Baton Rouge, La.†	559.8	0.0	561.2	2	0	1	11	86	0	0	0	0
132	123	STELLAR, Jacksonville, Fla.	543.8	81.6	543.8	38	0	12	0	49	0	0	0	0
133	159	NABHOLZ CONSTRUCTION CORP., Conway, Ark.	541.3	0.0	567.6	77	6	0	0	0	4	0	13	0
134	117	CLUNE CONSTRUCTION CO., Chicago, Ill.	540.6	0.0	540.6	100	0	0	0	0	0	0	0	100
135	103	F.H. PASCHEN, S.N. NIELSEN & ASSOCIATES LLC, Chicago, Ill.	539.5	0.0	771.0	27	0	1	9	0	63	0	0	5
136	186	SATTERFIELD & PONTIKES CONSTRUCTION, Houston, Texas†	534.0	0.0	1,487.0	80	0	0	0	8	13	0	0	15
137	168	JOERIS GENERAL CONTRACTORS LTD., San Antonio, Texas	532.1	0.0	387.0	100	0	0	0	0	0	0	0	59
138	162	ROCKFORD CONSTRUCTION, Grand Rapids, Mich.	529.1	0.0	149.1	95	4	0	0	0	0	0	0	20
139	80	DCK WORLDWIDE LLC, Pittsburgh, Pa.†	523.6	89.9	546.5	94	0	0	1	0	5	0	0	33
140	139	BARTLETT COCKE GENERAL CONTRACTORS, San Antonio, Texas	519.4	0.0	519.4	96	0	0	0	4	0	0	0	78
141	190	THE PIKE COS. LTD., Rochester, N.Y.	519.0	0.0	461.0	66	5	0	0	26	3	0	0	70
142	150	F.A. WILHELM CONSTRUCTION CO. INC., Indianapolis, Ind.†	515.0	0.0	258.0	51	3	5	6	34	0	0	0	10
143	160	BARNARD CONSTRUCTION CO. INC., Bozeman, Mont.†	511.4	113.8	884.2	0	0	45	32	17	6	0	0	2
144	173	LAS VEGAS PAVING CORP., Las Vegas, Nev.	510.0	0.0	619.0	0	0	0	0	0	100	0	0	12
145	192	LEASE CRUTCHER LEWIS, Seattle, Wash.	507.2	0.0	756.6	93	7	0	0	0	0	0	0	98
146	143	LEE LEWIS CONSTRUCTION, Lubbock, Texas	507.0	0.0	NA	100	0	0	0	0	0	0	0	94
147	128	CCC GROUP INC., San Antonio, Texas	506.9	28.1	386.3	2	0	6	0	86	2	0	0	0
148	179	BARNHILL CONTRACTING CO., Rocky Mount, N.C.	506.6	0.0	485.4	33	0	0	0	0	67	0	0	25
149	125	BERNARDS, San Fernando, Calif.	504.6	0.0	467.0	100	0	0	0	0	0	0	0	36
150	147	PC CONSTRUCTION CO., So. Burlington, Vt.	500.7	0.0	267.7	37	12	0	50	0	0	0	0	39

RANK 2016	RANK 2015	FIRM	2015 REVENUE (\$ MIL)		2015 NEW CONTRACTS	GENERAL BUILDING	MANUFACTURING	POWER	WATER / SEWER / WASTE	INDUS. / PETROLEUM	TRANSPORTATION	HAZARDOUS WASTE	TELECOM	% CM-AT-RISK
			TOTAL	INT'L										
151	137	JACOBSEN CONSTRUCTION CO. INC., Salt Lake City, Utah †	494.0	10.0	771.0	92	8	0	0	0	0	0	1	100
152	135	ANDERSON COLUMBIA CO. INC., Lake City, Fla. †	493.0	0.0	399.0	0	30	0	0	0	70	0	0	0
153	154	MWH GLOBAL, Broomfield, Colo. †	491.2	235.5	1,532.0	0	0	16	84	0	0	0	0	17
154	184	JINGOLI - DCO, Lawrenceville, N.J. †	488.4	9.4	650.0	28	0	69	3	0	0	0	0	3
155	132	KAISER FOUNDATION HEALTH PLAN INC., Pasadena, Calif.	483.3	0.0	NA	100	0	0	0	0	0	0	0	0
156	191	J. FLETCHER CREAMER & SON INC., Hackensack, N.J. †	482.1	0.0	495.5	2	0	31	25	9	18	9	6	0
157	181	CADDELL CONSTRUCTION CO. (DE) LLC, Montgomery, Ala.	474.9	297.3	87.7	88	0	1	0	0	3	0	0	0
158	170	SHIMMICK CONSTRUCTION CO. INC., Oakland, Calif. †	470.7	0.0	186.9	0	0	0	7	0	93	0	0	0
159	193	W.M. JORDAN CO., Newport News, Va.	469.3	0.0	767.2	99	0	0	0	0	0	0	0	55
160	223	FORTIS CONSTRUCTION INC., Portland, Ore.	469.0	0.0	830.0	39	0	2	0	0	0	0	58	95
161	122	AMERICAN BRIDGE CO., Coraopolis, Pa. †	466.4	124.0	276.6	0	0	0	0	0	100	0	0	0
162	206	LINBECK GROUP LLC, Houston, Texas	456.0	0.0	519.0	100	0	0	0	0	0	0	0	0
163	145	RUDOLPH/LIBBE COS. INC., Walbridge, Ohio †	456.0	0.0	491.0	22	33	11	0	30	0	0	0	19
164	120	SPAWGLASS HOLDING LP, Selma, Texas †	450.8	0.0	502.0	92	0	0	1	0	8	0	0	58
165	131	JAMES MCHUGH CONSTRUCTION CO., Chicago, Ill.	444.0	0.0	390.0	79	0	0	2	0	19	0	0	0
166	138	J.H. FINDORFF & SON INC., Madison, Wis.	443.0	0.0	512.0	100	0	0	0	0	0	0	0	80
167	171	CDM SMITH, Boston, Mass. †	437.9	26.7	416.3	7	0	16	61	11	1	4	0	5
168	230	INTECH CONSTRUCTION LLC, Philadelphia, Pa.	430.0	0.0	102.0	100	0	0	0	0	0	0	0	100
169	149	KITCHELL CORP., Phoenix, Ariz. †	425.0	0.0	551.0	100	0	0	0	0	0	0	0	92
170	166	SAUNDERS CONSTRUCTION INC., Centennial, Colo. †	423.7	0.0	640.0	100	0	0	0	0	0	0	0	75
171	199	BUILD GROUP INC., San Francisco, Calif. †	420.1	0.0	59.4	96	3	0	0	0	1	0	0	96
172	169	KINSLEY CONSTRUCTION INC., York, Pa. †	410.7	0.0	360.6	57	12	0	3	4	16	0	0	28
173	203	ARISTEO CONSTRUCTION CO., Livonia, Mich. †	410.0	8.0	353.7	9	86	1	0	4	0	0	0	6
174	194	WEIS BUILDERS INC., Minneapolis, Minn.	410.0	0.0	460.4	100	0	0	0	0	0	0	0	99
175	189	MANSON CONSTRUCTION CO., Seattle, Wash. †	407.2	1.2	587.0	0	0	0	0	7	93	0	0	0
176	185	GRUNLEY CONSTRUCTION CO. INC., Rockville, Md.	404.0	0.0	348.0	95	0	4	0	0	1	0	0	40
177	183	DIMEO CONSTRUCTION CO., Providence, R.I. †	401.1	0.0	594.0	100	0	0	0	0	0	0	0	87
178	175	DEACON CORP., Citrus Heights, Calif. †	398.5	0.0	NA	100	0	0	0	0	0	0	0	0
179	152	ZACHRY CONSTRUCTION CORP., San Antonio, Texas †	397.0	0.0	132.0	16	0	0	11	0	71	0	2	1
180	144	WILLIAMS BROTHERS CONSTRUCTION CO. INC., Houston, Texas	395.9	0.0	638.7	0	0	0	0	0	100	0	0	0
181	158	THE HUBBARD GROUP INC., Orlando, Fla. †	393.6	0.0	540.0	0	0	0	0	0	100	0	0	0
182	176	THE BRANCH GROUP INC., Roanoke, Va. †	392.5	0.0	502.2	47	0	0	0	0	45	0	0	0
183	198	BBL CONSTRUCTION SERVICES LLC, Albany, N.Y.	389.7	0.0	435.9	100	0	0	0	0	0	0	0	30
184	178	TORCON INC., Red Bank, N.J.	388.4	0.0	558.0	72	0	0	0	28	0	0	0	0
185	196	J.P. CULLEN & SONS INC., Janesville, Wis.	388.3	0.0	364.0	97	0	3	0	0	0	0	0	75
186	156	GE JOHNSON CONSTRUCTION CO., Colorado Springs, Colo.	386.0	0.0	1,006.3	100	0	0	0	0	0	0	0	100
187	151	HILL & WILKINSON GENERAL CONTRACTORS, Richardson, Texas	384.7	0.0	425.4	80	2	0	0	16	1	0	0	92
188	208	TEICHERT CONSTRUCTION, Sacramento, Calif.	381.0	0.0	482.8	29	0	0	8	0	63	0	0	0
189	222	BULLEY & ANDREWS, Chicago, Ill. †	380.5	0.0	290.0	100	0	0	0	0	0	0	0	65
190	207	THE PENTA BUILDING GROUP, Las Vegas, Nev.	380.2	0.0	NA	100	0	0	0	0	0	0	0	91
191	**	SHIMIZU NORTH AMERICA LLC, Atlanta, Ga.	375.0	102.0	375.0	5	89	0	0	6	0	0	0	0
192	182	GEMMA POWER SYSTEMS, Glastonbury, Conn. †	373.4	0.0	1,098.6	0	0	100	0	0	0	0	0	0
193	**	XL CONSTRUCTION CORP., Milpitas, Calif. †	373.0	0.0	922.0	100	0	0	0	0	0	0	0	1
194	218	CR MEYER, Oshkosh, Wis.	370.0	0.0	370.0	0	1	8	0	84	0	0	0	0
195	268	ALBERT C. KOBAYASHI INC., Waipahu, Hawaii	367.0	0.0	554.0	100	0	0	0	0	0	0	0	0
196	205	PARIC CORP., St. Louis, Mo.	365.3	0.0	325.0	100	0	0	0	0	0	0	0	57
197	195	C D SMITH CONSTRUCTION, Fond du Lac, Wis.	362.1	0.0	493.0	83	0	0	17	0	0	0	0	0
198	375	LEIDOS, Reston, Va. †	360.3	0.0	NA	0	0	0	0	83	1	0	0	0
199	226	FCI CONSTRUCTORS INC., Grand Junction, Colo. †	358.5	0.0	327.0	100	0	0	0	0	0	0	0	56
200	157	STACY AND WITBECK INC., Alameda, Calif. †	353.1	0.0	540.0	0	0	0	0	0	100	0	0	0

RANK 2016	RANK 2015	FIRM	2015 REVENUE (\$ MIL)		2015 NEW CONTRACTS	GENERAL BUILDING	MANUFACTURING	POWER	WATER / SEWER / WASTE	INDUS. / PETROLEUM	TRANSPORTATION	HAZARDOUS WASTE	TELECOM	% CM-AT-RISK
			TOTAL	INT'L										
201	280	BNBT BUILDERS INC. , Redwood City, Calif.	349.0	0.0	720.0	77	0	0	0	0	0	0	13	86
202	355	FAGEN INC. , Granite Falls, Minn.	343.4	0.0	58.9	0	0	24	0	76	0	0	0	0
203	211	BRINKMANN CONSTRUCTORS , Chesterfield, Mo.	343.0	0.0	364.0	99	0	0	0	0	0	0	0	8
204	209	CLANCY & THEYS CONSTRUCTION CO. , Raleigh, N.C.	342.5	0.0	620.0	95	1	0	0	0	3	0	0	73
205	224	KLINGER COS. INC. , Sioux City, Iowa†	340.0	0.0	248.0	23	1	1	0	75	0	0	0	0
206	**	JAMES R. VANNOY & SONS CONSTRUCTION CO. INC. , Jefferson, N.C.	340.0	0.0	477.6	92	0	0	0	0	8	0	0	92
207	213	LEOPARDO CONSTRUCTION , Hoffman Estates, Ill.	338.5	0.0	175.4	100	0	0	0	0	0	0	0	70
208	249	KPRS CONSTRUCTION SERVICES INC. , Brea, Calif.†	336.0	0.0	388.8	100	0	0	0	0	0	0	0	0
209	201	KNUTSON CONSTRUCTION , St. Louis Park, Minn.†	333.8	0.0	383.3	95	0	0	5	0	0	0	0	99
210	**	GULF INTERSTATE ENGINEERING , Houston, Texas†	333.0	37.5	NA	0	0	0	0	100	0	0	0	0
211	231	RODGERS BUILDERS INC. , Charlotte, N.C.	332.9	0.0	NA	100	0	0	0	0	0	0	0	96
212	245	VANCE BROWN INC. , Palo Alto, Calif.	332.1	0.0	131.8	100	0	0	0	0	0	0	0	0
213	140	JORDAN FOSTER CONSTRUCTION LLC , El Paso, Texas	329.0	0.0	421.0	79	0	0	0	0	21	0	0	90
214	220	LEDCOR GROUP , San Diego, Calif.†	329.0	0.0	NA	48	33	0	0	0	18	0	1	60
215	216	VECELLIO GROUP INC. , West Palm Beach, Fla.†	326.2	0.0	201.0	0	0	0	0	1	99	0	0	0
216	**	T.G. NICKEL & ASSOCIATES LLC , Ronkonkoma, N.Y.	323.4	0.0	519.0	100	0	0	0	0	0	0	0	99
217	202	TRAYLOR BROS. INC. , Evansville, Ind.	323.2	0.0	NA	0	0	0	21	0	79	0	0	0
218	307	M.B. KAHN CONSTRUCTION CO. INC. , Columbia, S.C.	320.0	0.0	411.5	53	21	5	18	2	0	0	0	14
219	210	O&G INDUSTRIES INC. , Torrington, Conn.	319.1	0.0	246.3	42	4	1	0	0	53	0	0	40
220	232	S.M. WILSON & CO. , St. Louis, Mo.†	318.0	0.0	82.0	90	0	0	0	10	0	0	0	74
221	188	OLTMANS CONSTRUCTION CO. , Whittier, Calif.	316.0	0.0	450.0	41	25	32	0	0	2	0	0	0
222	164	KAJIMA BUILDING & DESIGN GROUP INC. , Atlanta, Ga.	313.4	0.0	383.0	56	41	0	0	3	0	0	0	0
223	303	WOHLSSEN CONSTRUCTION CO. , Lancaster, Pa.	313.2	0.0	424.5	97	3	0	0	0	0	0	0	78
224	304	MATT CONSTRUCTION , Santa Fe Springs, Calif.	312.0	0.0	443.0	100	0	0	0	0	0	0	0	0
225	236	PLANT CONSTRUCTION CO. LP , San Francisco, Calif.	311.9	0.0	168.6	100	0	0	0	0	0	0	0	93
226	177	CIVES CORP. , Roswell, Ga.†	311.0	0.0	417.0	25	15	25	0	35	0	0	0	0
227	329	IMC CONSTRUCTION , Malvern, Pa.	308.0	0.0	240.0	100	0	0	0	0	0	0	0	94
228	311	MASCARO CONSTRUCTION CO. LP , Pittsburgh, Pa.†	307.0	0.0	233.4	71	0	6	0	22	1	0	0	46
229	229	ROGERS-O'BRIEN CONSTRUCTION , Dallas, Texas	307.0	0.0	394.8	100	0	0	0	0	0	0	0	70
230	256	MORLEY BUILDERS INC. , Santa Monica, Calif.†	306.8	0.0	442.1	100	0	0	0	0	0	0	0	0
231	243	EW HOWELL CONSTRUCTION GROUP , Plainview, N.Y.	306.0	0.0	156.2	100	0	0	0	0	0	0	0	5
232	187	WILLIAM CHARLES CONSTRUCTION LLC , Rockford, Ill.†	305.0	0.0	264.1	16	0	0	0	0	84	0	0	0
233	309	FERRERA CONSTRUCTION CO. INC. , Branchburg, N.J.†	304.5	0.0	385.0	2	0	48	3	0	47	0	0	0
234	**	JAMES E. ROBERTS - OBAYASHI CORP. , Danville, Calif.	303.2	0.0	NA	100	0	0	0	0	0	0	0	0
235	241	LEE KENNEDY CO. INC. , Quincy, Mass.	302.7	0.0	212.9	100	0	0	0	0	0	0	0	45
236	214	WILLIAMS INDUSTRIAL SERVICES GROUP LLC , Tucker, Ga.†	301.8	0.0	40.0	0	0	99	0	1	0	0	0	0
237	237	SHELCO LLC , Charlotte, N.C.	300.0	0.0	450.0	100	0	0	0	0	0	0	0	38
238	163	ECC , Burlingame, Calif.†	298.4	194.9	69.2	47	0	5	8	3	12	23	0	74
239	225	THE CONTI GROUP , Edison, N.J.	297.9	53.7	163.0	15	0	22	9	12	39	4	0	0
240	343	SKENDER CONSTRUCTION , Chicago, Ill.	297.0	0.0	282.0	100	0	0	0	0	0	0	0	97
241	251	ENGINEERED STRUCTURES INC. (ESI) , Meridian, Idaho	295.4	0.0	471.2	91	0	0	0	0	0	0	0	97
242	204	COMMERCIAL CONTRACTING GROUP , Auburn Hills, Mich.	291.0	41.0	240.0	46	35	0	2	16	0	0	0	5
243	247	THE MIDDLESEX COS. , Littleton, Mass.†	290.0	0.0	408.0	0	0	0	0	0	100	0	0	0
244	279	NEW SOUTH CONSTRUCTION CO. INC. , Atlanta, Ga.	289.7	0.0	267.0	88	0	0	0	0	12	0	0	90
245	227	BOH BROS. CONSTRUCTION CO. LLC , New Orleans, La.	288.6	0.0	258.8	1	0	1	40	43	14	0	0	0
246	**	WIELAND , Lansing, Mich.	287.0	0.0	241.0	45	24	0	0	31	0	0	0	75
247	301	KBE BUILDING CORP. , Farmington, Conn.	285.1	0.0	183.0	100	0	0	0	0	0	0	0	46
248	**	CAHILL CONTRACTORS INC. , San Francisco, Calif.	284.5	0.0	177.3	100	0	0	0	0	0	0	0	0
249	289	MONADNOCK CONSTRUCTION INC. , Brooklyn, N.Y.	281.3	0.0	368.5	100	0	0	0	0	0	0	0	7
250	**	DANIS BUILDING CONSTRUCTION CO. , Miamisburg, Ohio†	281.2	0.0	347.1	95	1	0	4	1	0	0	0	87

RANK 2016	RANK 2015	FIRM	2015 REVENUE (\$ MIL)		2015 NEW CONTRACTS	GENERAL BUILDING	MANUFACTURING	POWER	WATER / SEWER / WASTE	INDUS. / PETROLEUM	TRANSPORTATION	HAZARDOUS WASTE	TELECOM	% CM-AT-RISK
			TOTAL	INT'L										
251	180	HOLLAND CONSTRUCTION INC., Vancouver, Wash.	281.1	0.0	NA	100	0	0	0	0	0	0	0	0
252	295	KAST CONSTRUCTION CO. LLC, West Palm Beach, Fla.	276.4	0.0	351.0	100	0	0	0	0	0	0	0	100
253	267	POSILICO, Farmingdale, N.Y.†	275.0	0.0	300.0	27	0	2	3	0	38	31	0	0
254	253	BARR & BARR INC., New York, N.Y.	274.6	0.0	388.0	100	0	0	0	0	0	0	0	100
255	261	GRANGER CONSTRUCTION CO., Lansing, Mich.	270.7	0.0	166.7	79	1	0	0	0	0	0	19	61
256	252	SHIEL SEXTON CO. INC., Indianapolis, Ind.†	270.0	0.5	300.0	99	1	0	0	0	0	0	0	85
257	200	QUANDEL ENTERPRISES INC., Harrisburg, Pa.†	269.7	0.0	300.8	92	0	0	8	0	0	0	0	52
258	**	DONLEY'S INC., Cleveland, Ohio†	268.0	0.0	242.0	85	0	0	3	2	0	0	0	44
259	282	LYLES CONSTRUCTION GROUP, Fresno, Calif.†	266.8	0.0	277.7	5	0	5	88	0	1	0	0	0
260	212	R&O CONSTRUCTION, Ogden, Utah	266.0	0.0	193.2	100	0	0	0	0	0	0	0	40
261	257	SAMET CORP., Greensboro, N.C.	265.3	0.0	107.4	77	6	0	0	18	0	0	0	68
262	242	KEY CONSTRUCTION INC., Wichita, Kan.	265.0	0.0	265.0	94	0	0	0	0	0	0	6	15
263	285	THE BETTE COS., Latham, N.Y.	263.7	0.0	154.1	86	0	3	0	0	11	0	0	0
264	271	COMMODORE BUILDERS, Waltham, Mass.	263.0	0.0	249.0	100	0	0	0	0	0	0	0	100
265	310	EXXEL PACIFIC INC., Bellingham, Wash.	263.0	0.0	178.0	100	0	0	0	0	0	0	0	0
266	292	CDI CONTRACTORS LLC, Little Rock, Ark.†	262.8	0.0	65.0	100	0	0	0	0	0	0	0	76
267	290	COLUMBIA CONSTRUCTION CO., North Reading, Mass.	261.0	0.0	241.0	96	0	4	0	0	0	0	0	90
268	244	DELLBROOK/JK SCANLAN, Quincy, Mass.†	260.7	0.0	430.5	100	0	0	0	0	0	0	0	100
269	**	ANDRES CONSTRUCTION SERVICES LLC, Dallas, Texas†	260.0	0.0	416.0	100	0	0	0	0	0	0	0	19
270	217	NEW ENTERPRISE STONE & LIME CO. INC., New Enterprise, Pa.	259.8	0.0	159.0	0	0	0	0	2	97	0	1	0
271	275	THE WALSH GROUP/WALSH CONSTRUCTION CO., Portland, Ore.†	259.0	0.0	316.0	100	0	0	0	0	0	0	0	0
272	215	SEMA CONSTRUCTION INC., Centennial, Colo.†	258.7	0.0	177.7	0	0	0	5	0	95	0	0	0
273	167	H&M CO. INC., Jackson, Tenn.†	258.0	0.0	106.0	88	0	0	0	12	0	0	0	0
274	258	HASELDEN CONSTRUCTION, Centennial, Colo.†	257.2	0.0	392.7	99	0	0	0	0	1	0	0	75
275	248	HOLT CONSTRUCTION CORP., Pearl River, N.Y.	255.8	0.0	163.0	100	0	0	0	0	0	0	0	30
276	259	POGUE CONSTRUCTION CO. LP, McKinney, Texas	255.0	0.0	300.0	100	0	0	0	0	0	0	0	78
277	**	BOZZUTO CONSTRUCTION CO., Greenbelt, Md.†	253.0	0.0	410.5	100	0	0	0	0	0	0	0	0
278	278	MARKET & JOHNSON INC., Eau Claire, Wis.	252.0	0.0	285.0	88	2	0	0	11	0	0	0	76
279	235	ODEBRECHT CONSTRUCTION INC., Coral Gables, Fla.	251.1	0.0	208.0	0	0	0	0	0	100	0	0	6
280	**	DOME CONSTRUCTION CORP., South San Francisco, Calif.†	251.0	0.0	251.0	0	22	0	0	0	0	0	0	0
281	276	MCM, Miami, Fla.	250.9	29.7	452.6	37	0	0	6	0	56	0	0	18
282	246	CARDI CORP., Warwick, R.I.	250.0	0.0	150.0	0	0	0	0	0	100	0	0	0
283	265	C. OVERAA & CO., Richmond, Calif.	249.9	0.0	221.7	35	0	7	49	7	2	0	0	1
284	294	CORVAL GROUP INC., St. Paul, Minn.	248.2	0.0	345.0	13	0	0	3	84	0	0	0	25
285	365	CG SCHMIDT, Milwaukee, Wis.	247.9	0.0	NA	100	0	0	0	0	0	0	0	91
286	333	BCCI CONSTRUCTION CO. INC., San Francisco, Calif.	246.7	0.0	301.0	100	0	0	0	0	0	0	0	2
287	228	LYDIG CONSTRUCTION, Spokane Valley, Wash.	246.1	0.0	248.0	72	0	0	18	5	4	0	0	30
288	**	BNBUILDERS INC., Seattle, Wash.	246.0	0.0	277.0	100	0	0	0	0	0	0	0	0
289	221	MILLIE AND SEVERSON GENERAL CONTRACTORS, Los Alamitos, Calif.	245.3	0.0	214.6	100	0	0	0	0	0	0	0	0
290	350	RYCON CONSTRUCTION INC., Pittsburgh, Pa.	245.0	0.0	170.0	100	0	0	0	0	0	0	0	31
291	337	CALLAHAN CONSTRUCTION MANAGERS, Bridgewater, Mass.	242.9	0.0	500.2	100	0	0	0	0	0	0	0	100
292	250	RONCELLI INC., Sterling Heights, Mich.	242.0	7.0	224.0	58	32	0	0	0	10	0	0	32
293	**	I+ICON USA, Pittsburgh, Pa.†	241.6	0.0	292.7	3	0	10	0	6	81	0	0	0
294	272	ELFORD INC., Columbus, Ohio	240.0	0.0	310.6	100	0	0	0	0	0	0	0	80
295	273	CROWDER CONSTRUCTORS INC., Charlotte, N.C.†	238.9	0.0	202.0	0	0	47	32	4	17	0	0	0
296	240	BMWC CONSTRUCTORS INC., Indianapolis, Ind.	238.0	0.0	60.0	0	28	7	0	64	0	0	0	2
297	314	SLETTEN COS., Great Falls, Mont.†	237.1	0.0	NA	58	0	19	7	1	14	0	0	37
298	283	DONOHUE CONSTRUCTION CO., Washington, D.C.	236.0	0.0	162.0	100	0	0	0	0	0	0	0	0
299	**	RIVER CITY CONSTRUCTION LLC, E. Peoria, Ill.	235.2	0.0	301.2	76	13	0	11	0	0	0	0	26
300	255	HARKINS BUILDERS INC., Mariottsville, Md.	235.0	0.0	191.0	100	0	0	0	0	0	0	0	87

BERNARDS is building the 600-plus-unit Pacific City multifamily project a block from the ocean in Huntington Beach, Calif., for UDR Inc.

RANK 2016	RANK 2015	FIRM	2015 REVENUE (\$ MIL)		2015 NEW CONTRACTS	GENERAL BUILDING	MANUFACTURING	POWER	WATER / SEWER / WASTE	INDUS. / PETROLEUM	TRANSPORTATION	HAZARDOUS WASTE	TELECOM	% CM-AT-RISK
			TOTAL	INT'L										
301	**	A/Z CORP., North Stonington, Conn.	234.0	0.0	218.0	57	33	2	9	0	0	0	0	47
302	374	R.D. OLSON CONSTRUCTION, Irvine, Calif.†	234.0	0.0	143.0	100	0	0	0	0	0	0	0	0
303	**	JUNEAU CONSTRUCTION CO. LLC, Atlanta, Ga.†	232.7	0.0	448.5	100	0	0	0	0	0	0	0	100
304	344	SUMMIT CONTRACTING GROUP INC., Jacksonville, Fla.	231.0	0.0	231.0	100	0	0	0	0	0	0	0	0
305	**	T.B. PENICK & SONS INC., San Diego, Calif.	227.9	0.0	177.8	100	0	0	0	0	0	0	0	0
306	390	DEANGELIS DIAMOND CONSTR. I HEALTHCARE GROUP, Naples, Fla.†	225.7	8.4	217.3	90	6	0	0	0	4	0	0	97
307	398	DRYMALLA CONSTRUCTION CO. INC., Columbus, Texas	225.0	0.0	165.0	100	0	0	0	0	0	0	0	68
308	291	CONTINENTAL BUILDING SYSTEMS, Columbus, Ohio	223.1	0.0	328.1	100	0	0	0	0	0	0	0	0
309	266	HAYDON BUILDING CORP., Phoenix, Ariz.	222.5	0.0	189.3	51	0	0	5	0	45	0	0	70
310	305	WHARTON-SMITH INC., Sanford, Fla.†	222.3	0.0	360.8	37	0	0	63	0	0	0	0	26
311	254	BOWEN ENGINEERING CORP., Indianapolis, Ind.	221.7	0.0	281.0	0	0	37	63	0	0	0	0	0
312	312	SHOOK CONSTRUCTION CO., Dayton, Ohio†	219.3	0.0	198.1	45	13	0	36	0	0	0	7	23
313	197	CATAMOUNT CONSTRUCTORS INC., Lakewood, Colo.	219.2	0.0	126.9	95	0	0	0	5	0	0	0	3
314	368	RICE LAKE CONSTRUCTION GROUP, Deerwood, Minn.	218.7	60.1	166.1	2	0	0	73	24	0	0	0	10
315	318	MW BUILDERS, Temple, Texas	218.0	0.0	298.0	100	0	0	0	0	0	0	0	34
316	239	CHANEN CONSTRUCTION CO. INC., Phoenix, Ariz.	217.5	0.0	217.5	100	0	0	0	0	0	0	0	0
317	**	SCHIMENTI CONSTRUCTION CO., Ridgefield, Conn.	217.0	0.0	217.0	100	0	0	0	0	0	0	0	0
318	315	FORT MYER CONSTRUCTION CORP., Washington, D.C.	215.8	0.0	184.3	0	4	0	12	0	68	0	0	0
319	300	SUPERIOR CONSTRUCTION HOLDING CO. INC., Portage, Ind.†	213.0	0.0	125.0	0	0	0	0	25	75	0	0	0
320	328	Q&D CONSTRUCTION INC., Sparks, Nev.	212.4	0.0	147.3	28	6	3	5	0	58	0	0	13
321	155	THE DENNIS ENGINEERING GROUP LLC, Springfield, Mass.	212.3	0.0	199.3	0	0	0	0	100	0	0	0	0
322	341	PARKWAY, Lewisville, Texas	210.0	0.0	285.0	100	0	0	0	0	0	0	0	0
323	308	PIONEER GENERAL CONTRACTORS INC., Grand Rapids, Mich.†	210.0	0.0	227.0	81	0	0	0	19	0	0	0	0
324	**	IHC CONSTRUCTION COS. LLC, Elgin, Ill.	208.7	0.0	131.7	34	0	0	31	0	26	0	9	3
325	356	KRAEMER NORTH AMERICA LLC, Plain, Wis.	207.3	0.0	315.1	0	0	0	0	1	99	0	0	17
326	376	T.N. WARD CO., Philadelphia, Pa.	206.3	0.0	206.9	95	0	4	0	1	0	0	0	94
327	287	LUSARDI CONSTRUCTION CO., San Marcos, Calif.	206.2	0.0	144.4	99	0	0	1	0	0	0	0	0
328	299	NIBBI BROTHERS GENERAL CONTRACTORS, San Francisco, Calif.	205.8	0.0	553.0	96	0	0	0	0	4	0	0	96
329	219	BUTZ ENTERPRISES INC., Allentown, Pa.†	205.4	0.0	347.8	100	0	0	0	0	0	0	0	98
330	262	MCCORMICK INC. & SUBSIDIARIES, Fargo, N.D.†	204.4	0.0	137.8	3	0	4	6	0	87	0	0	0
331	**	BO-MAC CONTRACTORS LTD., Beaumont, Texas	203.1	0.0	213.0	0	0	0	0	100	0	0	0	0
332	321	MCCARTHY IMPROVEMENT CO., Davenport, Iowa	202.0	0.0	221.0	23	5	0	0	0	72	0	0	2
333	348	CLARK CONSTRUCTION CO. INC., Lansing, Mich.	201.3	0.0	234.3	93	7	0	0	0	0	0	0	89
334	302	GHILOTTI CONSTRUCTION CO., Santa Rosa, Calif.	200.5	0.0	NA	5	0	0	40	5	50	0	0	100
335	**	CRB, St. Louis, Mo.	200.0	0.0	235.5	3	0	0	0	97	0	0	0	63
336	284	MORGANTI GROUP INC., Danbury, Conn.†	199.0	60.0	320.0	75	0	0	15	0	10	0	0	72
337	**	PRO CON INC., Hooksett, N.H.	198.4	0.0	186.0	99	1	0	0	0	0	0	0	20
338	**	BROWN CONSTRUCTION INC., West Sacramento, Calif.	198.1	0.0	154.0	100	0	0	0	0	0	0	0	0
339	373	TRI-NORTH BUILDERS INC., Fitchburg, Wis.†	197.8	0.0	206.0	100	0	0	0	0	0	0	0	32
340	319	SHAW CONSTRUCTION, Denver, Colo.†	197.0	0.0	197.0	100	0	0	0	0	0	0	0	100
341	**	PERNIX GROUP INC., Lombard, Ill.†	197.0	50.3	315.7	74	21	0	0	5	0	0	0	0
342	264	NAN INC., Honolulu, Hawaii	196.7	0.0	388.6	75	0	2	6	0	17	0	0	0
343	**	MEYER NAJEM CONSTRUCTION, Fishers, Ind.†	196.5	0.0	150.0	100	0	0	0	0	0	0	0	0
344	378	DOSTER CONSTRUCTION CO. INC., Birmingham, Ala.	196.5	0.0	174.9	100	0	0	0	0	0	0	0	76
345	**	KAUFMAN LYNN CONSTRUCTION, Boca Raton, Fla.	193.7	0.0	205.3	100	0	0	0	0	0	0	0	41
346	296	S.T. WOOTEN CORP., Wilson, N.C.	193.3	0.0	307.1	0	0	0	0	0	100	0	0	0
347	360	GAMMA CONSTRUCTION CO., Houston, Texas	192.3	0.0	121.7	100	0	0	0	0	0	0	0	5
348	234	BRAHMA GROUP INC., Salt Lake City, Utah	192.0	0.0	192.0	1	0	28	0	71	0	0	0	0
349	**	PRIMUS BUILDERS INC., Woodstock, Ga.	191.9	0.0	95.4	5	70	0	0	25	0	0	0	0
350	364	THE JAYNES COS., Albuquerque, N.M.†	191.3	0.0	79.5	100	0	0	0	0	0	0	0	68

OMNIBUILD acquired Cava Construction, New York City, at the end of 2015. Cava ranked at No. 353 on last year's Top 400.

RANK 2016	RANK 2015	FIRM	2015 REVENUE (\$ MIL)		2015 NEW CONTRACTS	GENERAL BUILDING	MANUFACTURING	POWER	WATER / SEWER / WASTE	INDUS. / PETROLEUM	TRANSPORTATION	HAZARDOUS WASTE	TELECOM	% CM-AT-RISK
			TOTAL	INT'L										
351	382	NOVAK CONSTRUCTION CO., Chicago, Ill.	191.0	0.0	225.0	100	0	0	0	0	0	0	0	100
352	**	BAYLEY CONSTRUCTION, Mercer Island, Wash.	190.0	0.0	207.0	100	0	0	0	0	0	0	0	0
353	316	EXECUTIVE CONSTRUCTION INC., Hillside, Ill.	190.0	0.0	15.0	89	0	0	0	0	0	0	11	87
354	**	IPS-INTEGRATED PROJECT SERVICES LLC, Blue Bell, Pa.†	189.2	10.8	53.9	94	0	0	0	6	0	0	0	77
355	**	E.E. CRUZ & CO. INC., New York, N.Y.	189.0	0.0	57.0	0	0	0	6	0	94	0	0	0
356	**	ROEBBELEN CONTRACTING INC., El Dorado Hills, Calif.†	189.0	0.0	125.5	94	0	0	6	0	0	0	0	0
357	384	EMBREE CONSTRUCTION GROUP INC., Georgetown, Texas	188.9	0.0	160.9	100	0	0	0	0	0	0	0	96
358	362	FRANA COS. INC., Hopkins, Minn.	186.3	0.0	180.6	100	0	0	0	0	0	0	0	0
359	**	DICK ANDERSON CONSTRUCTION INC., Helena, Mont.†	185.5	0.0	205.6	83	1	1	11	0	4	0	0	55
360	260	THE LEMOINE CO., Lafayette, La.†	185.4	0.0	250.1	86	11	0	2	0	0	0	0	19
361	269	GH PHIPPS CONSTRUCTION COS., Greenwood Village, Colo.	185.1	0.0	225.0	100	0	0	0	0	0	0	0	80
362	281	SUKUT CONSTRUCTION LLC, Santa Ana, Calif.	184.2	0.0	323.1	0	0	4	25	0	36	3	0	0
363	363	ABSHER CONSTRUCTION CO., Puyallup, Wash.†	184.0	0.0	240.0	100	0	0	0	0	0	0	0	0
364	389	HUNZINGER CONSTRUCTION CO., Brookfield, Wis.	181.9	0.0	118.1	100	0	0	0	0	0	0	0	56
365	320	HAWKINS CONSTRUCTION CO., Omaha, Neb.	181.7	0.0	142.0	17	0	0	23	6	54	0	0	2
366	**	KBS INC., Chesterfield, Va.	181.0	0.0	210.0	99	1	0	0	0	0	0	0	42
367	233	JAY CASHMAN INC., Quincy, Mass.†	180.5	5.5	NA	0	0	4	5	7	27	0	0	0
368	351	RC ANDERSEN LLC, East Rutherford, N.J.	180.4	0.0	225.0	100	0	0	0	0	0	0	0	0
369	277	MARCH ASSOCIATES CONSTRUCTION INC., Wayne, N.J.	180.1	0.0	172.9	100	0	0	0	0	0	0	0	0
370	327	BRADBURY STAMM CONSTRUCTION INC., Albuquerque, N.M.	180.1	0.0	127.5	100	0	0	0	0	0	0	0	49
371	323	BLYTHE DEVELOPMENT CO., Charlotte, N.C.	179.0	0.0	198.0	20	20	0	0	0	60	0	0	0
372	336	AMERICON CONSTRUCTION INC., New York, N.Y.	178.9	0.0	202.3	100	0	0	0	0	0	0	0	55
373	380	W.H. BASS INC., Johns Creek, Ga.	178.0	0.0	172.0	100	0	0	0	0	0	0	0	0
374	317	FORRESTER CONSTRUCTION, Rockville, Md.	178.0	0.0	NA	100	0	0	0	0	0	0	0	50
375	306	THE RUHLIN CO., Sharon Center, Ohio	175.5	0.0	177.2	29	0	16	0	3	53	0	0	0
376	352	FNF CONSTRUCTION INC., Tempe, Ariz.	175.4	0.0	180.1	0	0	0	0	0	100	0	0	11
377	**	LOBAR INC., Dillsburg, Pa.	174.4	0.0	278.5	70	0	0	29	0	0	0	1	0
378	**	D.F. CHASE INC., Nashville, Tenn.	174.0	0.0	150.0	40	11	0	0	0	0	0	0	0
379	**	THE HAGERMAN GROUP, Fishers, Ind.	174.0	0.0	NA	89	2	0	0	6	3	0	0	57
380	**	ARCH-CON CONSTRUCTION, Houston, Texas	173.0	0.0	138.0	87	13	0	0	0	0	0	0	0
381	370	BYRNE CONSTRUCTION SERVICES, Fort Worth, Texas	173.0	0.0	152.6	76	0	0	0	0	24	0	0	70
382	**	OMNIBUILD, New York, N.Y.	171.7	0.0	156.0	100	0	0	0	0	0	0	0	100
383	**	TRIANGLE ASSOCIATES, Grand Rapids, Mich.†	170.2	0.0	56.9	97	0	0	0	3	0	0	0	68
384	**	TERMINAL CONSTRUCTION CORP., Wood-Ridge, N.J.	170.0	0.0	197.0	100	0	0	0	0	0	0	0	0
385	326	THE WINTER CONSTRUCTION CO., Atlanta, Ga.	170.0	0.0	190.0	91	0	0	0	0	0	9	0	65
386	324	LOENBRO INC., Black Eagle, Mont.†	169.1	0.0	86.3	0	0	0	0	100	0	0	0	0
387	**	CNY GROUP, New York, N.Y.†	169.0	0.0	115.0	100	0	0	0	0	0	0	0	100
388	**	RILEY CONSTRUCTION CO. INC., Kenosha, Wis.	168.0	0.0	126.0	100	0	0	0	0	0	0	0	84
389	**	WINTER PARK CONSTRUCTION (WPC), Maitland, Fla.	168.0	0.0	97.0	100	0	0	0	0	0	0	0	0
390	358	ENTACT, Westmont, Ill.	167.0	0.0	184.0	0	0	0	0	18	0	82	0	0
391	274	MARTIN HARRIS CONSTRUCTION LLC, Las Vegas, Nev.	165.6	0.0	263.2	57	21	1	0	9	0	0	11	61
392	**	BLUESCOPE CONSTRUCTION INC., Kansas City, Mo.	163.3	5.0	151.2	57	3	0	0	12	2	0	27	0
393	**	CENTERPLAN CONSTRUCTION CO., Middletown, Conn.†	163.0	0.0	186.8	74	0	10	0	0	16	0	0	94
394	**	CHASSE BUILDING TEAM, Mesa, Ariz.	162.0	0.0	187.0	100	0	0	0	0	0	0	0	0
395	**	ELECTRICAL CONSULTANTS INC., Billings, Mont.†	161.7	0.0	155.4	0	0	85	0	15	0	0	0	0
396	361	KRAEMER BROTHERS LLC, Plain, Wis.	158.0	0.0	104.0	100	0	0	0	0	0	0	0	56
397	391	ROSS GROUP, Tulsa, Okla.†	157.3	0.0	91.8	93	0	0	0	7	0	0	0	0
398	377	MYCON GENERAL CONTRACTORS, McKinney, Texas	157.0	0.0	210.0	100	0	0	0	0	0	0	0	0
399	367	THE GREAT LAKES CONSTRUCTION CO., Hinckley, Ohio†	156.7	0.0	153.7	0	0	16	7	6	69	0	0	0
400	288	WOODWARD DESIGN+BUILD, New Orleans, La.	156.6	0.0	90.9	100	0	0	0	0	0	0	0	0

Where To Find the Top 400

FIRM	RANK	FIRM	RANK	FIRM	RANK	FIRM	RANK
A							
A/Z Corp.	301	Brown Construction Inc.	338	dck worldwide LLC	139	Granite Construction Inc.	28
Absher Construction Co.	363	Build Group Inc.	171	Deacon Corp.	178	Gray Construction	66
Adolfson & Peterson Construction	92	Bulley & Andrews	189	DeAngelis Diamond Construction Healthcare Group	306	Graycor	97
AECOM	6	Burns & McDonnell	55	Dellbrook/JK Scanlan	268	The Great Lakes Construction Co.	399
Aegion Corp.	73	Butz Enterprises Inc.	329	The Dennis Engineering Group LLC	321	Great Lakes Dredge & Dock	84
Alberici-Flintco	31	Byrne Construction Services	381	Devcon Construction Inc.	56	Grunley Construction Co. Inc.	176
Alston Construction Co. Inc.	112	C		Dick Anderson Construction Inc.	359	Gulf Interstate Engineering	210
Amec Foster Wheeler	71	Caddell Construction Co. (DE) LLC	157	PJ Dick - Trumbull - Lindy Paving	81	H	
American Bridge Co.	161	Cahill Contractors Inc.	248	Dimeo Construction Co.	177	H&M Co. Inc.	273
American Construction Inc.	372	Cajun Industries LLC	131	Dome Construction Corp.	280	The Hagerman Group	379
Ames Construction Inc.	69	Callahan Construction Managers	291	Donley's Inc.	258	Hanover RS Construction	119
Andersen Construction	118	Cardi Corp.	282	Donohoe Construction Co.	298	BL Harbert International	75
Anderson Columbia Co. Inc.	152	Jay Cashman Inc.	367	Doster Construction Co. Inc.	344	Harkins Builders Inc.	300
Andres Construction Services LLC	269	Catamount Constructors Inc.	313	DPR Construction	20	Martin Harris Construction LLC	391
Arch-Con Construction	380	CB&I Inc.	4	C.W. Driver Cos.	87	David E. Harvey Builders	37
ARCO Construction Cos.	93	CCC Group Inc.	147	Drymalla Construction Co. Inc.	307	Haselden Construction	242
Aristeo Construction Co.	173	CDI Contractors LLC	266	Duke Construction	130	Haskell	124
Austin Industries	37	CDM Smith	167	JE Dunn Construction	26	Hathaway Dinwiddie Construction Co.	62
AvalonBay Communities Inc.	88	Centerplan Construction Co.	393	E		Hawaiian Dredging Construction Co. Inc.	110
B							
Babcock & Wilcox Enterprises Inc.	48	Chanen Construction Co. Inc.	316	ECC	238	Hawkins Construction Co.	365
Balfour Beatty US	12	William Charles Construction LLC	232	Electrical Consultants Inc.	395	Haydon Building Corp.	309
Barnard Construction Co. Inc.	143	D.F. Chase Inc.	378	Elford Inc.	294	Hensel Phelps	19
Barnhill Contracting Co.	148	Chasse Building Team	394	Embree Construction Group Inc.	357	Herzog Family of Cos.	116
Barr & Barr Inc.	254	China Construction America/Plaza Construction	42	EMJ Corp.	82	Hill & Wilkinson General Contractors	187
Bartlett Cocke General Contractors	140	Choate Construction Co.	91	Enerfab	103	HITT Contracting Inc.	68
Barton Malow Co.	35	The Christman Co.	102	Engineered Structures Inc. (ESI)	241	Hoar Construction	111
W.H. Bass Inc.	373	The Cianbro Cos.	114	ENTACT	390	Hoffman Corp.	47
Batson-Cook Co.	123	LPCiminelli Inc.	120	EW Howell Construction Group	231	Holder Construction Co.	30
Bayley Construction	352	Cives Corp.	226	Executive Construction Inc.	353	Holland Construction Inc.	251
BBL Construction Services LLC	183	Clancy & Theys Construction Co.	204	Exxel Pacific Inc.	265	Holt Construction Corp.	275
BCCI Construction Co. Inc.	286	Clark Construction Co. Inc.	333	F		The Hubbard Group Inc.	181
Bechtel	1	Clark Group	15	Fagen Inc.	202	Hunter Roberts Construction Group LLC	64
The Beck Group	61	Clayco Inc.	46	FCI Constructors Inc.	199	Hunzinger Construction Co.	364
Bernards	149	Clune Construction Co.	134	Ferreira Construction Co. Inc.	233	I	
The Bette Cos.	263	CNY Group	387	Ferrovia US Construction Corp.	63	i+icon USA	293
Big-D Construction Corp.	89	Coastal Construction Group	76	J. H. Findorff & Son Inc.	166	IHC Construction Cos. LLC	324
Bilfinger Industrial Services	95	Colas USA	53	Flatiron Construction Corp.	50	IMC Construction	227
Black & Veatch	40	Columbia Construction Co.	267	Fluor Corp.	2	INTECH Construction LLC	168
BlueScope Construction Inc.	392	Commercial Contracting Group	242	FNF Construction Inc.	376	IPS-Integrated Project Services LLC	354
Blythe Development Co.	371	Commodore Builders	264	Forrester Construction	374	J	
BMWC Constructors Inc.	296	Consigli Building Group Inc.	79	Fort Myer Construction Corp.	318	Jacobs	13
BNBT Builders Inc.	201	The Conti Group	239	Fortis Construction Inc.	160	Jacobsen Construction Co. Inc.	151
BNBuilders Inc.	288	Continental Building Systems	308	Jordan Foster Construction LLC	213	Jingoli - DCO	154
Boh Bros. Construction Co. LLC	245	Corval Group Inc.	284	Frana Cos. Inc.	358	Joris General Contractors Ltd.	137
The Boldt Co.	72	CR Meyer	194	G		GE Johnson Construction Co.	186
Bo-Mac Contractors Ltd.	331	CRB	335	Gamma Construction Co.	347	W.M. Jordan Co.	159
Bowen Engineering Corp.	311	J. Fletcher Creamer & Son Inc.	156	Garney Holding Co.	121	Juneau Construction Co. LLC	303
Bozzuto Construction Co.	277	Crossland Construction Co. Inc.	85	Gemma Power Systems	192	K	
Bradbury Stamm Construction Inc.	370	Crowder Constructors Inc.	295	Ghilotti Construction Co.	334	M.B. Kahn Construction Co. Inc.	218
Brahma Group Inc.	348	E.E. Cruz & Co. Inc.	355	Gilbane Building Co.	14	Kaiser Foundation Health Plan Inc.	155
The Branch Group Inc.	182	J.P. Cullen & Sons Inc.	185	GLY Construction	126	Kajima Building & Design Group Inc.	222
Brasfield & Gorrie LLC	29	D		Granger Construction Co.	255	KAST Construction Co. LLC	252
Brinkmann Constructors	203	Danis Building Construction Co.	250				
				James G. Davis Construction Corp.	83		
				Day & Zimmermann	39		

Where To Find the Top 400

FIRM	RANK	FIRM	RANK	FIRM	RANK	FIRM	RANK	
Kaufman Lynn Construction	345	Meyer Najem Construction	343	Q	Superior Construction Holding Co. Inc.	319		
KBE Building Corp.	247	Michels Corp.	34		Swinerton Inc.	24		
KBR	16	The Middlesex Cos.	243		Q&D Construction Inc.	320		
KBS Inc.	366	Millie and Severson General Contractors	289	Quandel Enterprises Inc.	257	T		
Lee Kennedy Co. Inc.	235	Miron Construction Co. Inc.	104					
Key Construction Inc.	262	Monadnock Construction Inc.	249	R	Teichert Construction	188		
Kiewit Corp.	5	Morganti Group Inc.	336		R&O Construction	260	Tellepsen	100
Kinsley Construction Inc.	172	Morley Builders Inc.	230	RailWorks Corp.	105	Terminal Construction Corp.	384	
Kitchell Corp.	169	Mortenson Construction	18	RC Andersen LLC	368	The Conlan Co.	122	
Klinger Cos. Inc.	205	MW Builders	315	E.E. Reed Construction LP	129	The Jaynes Cos.	350	
Knutson Construction	209	MWH Global	153	Rice Lake Construction Group	314	Torcon Inc.	184	
Albert C. Kobayashi Inc.	195	MYCON General Contractors	398	Riley Construction Co. Inc.	388	Traylor Bros. Inc.	217	
Kokosing Inc.	70	Allan Myers Inc.	115	River City Construction LLC	299	Triangle Associates	383	
KPRS Construction Services Inc.	208	N		James E. Roberts - Obayashi Corp.	234	Tri-North Builders Inc.	339	
Kraemer Brothers LLC	396		Nabholz Construction Corp.	133	Robins & Morton	78	The Turner Corp.	3
Kraemer North America LLC	325	Nan Inc.	342	Rockford Construction	138	Turner Industries Group LLC	23	
Kraus-Anderson Construction Co.	108	New Enterprise Stone & Lime Co. Inc.	270	Rodgers Builders Inc.	211	Tutor Perini Corp.	10	
L		New South Construction Co. Inc.	244	Roebelen Contracting Inc.	356	V		
		Nibbi Brothers General Contractors	328	Rogers-O'Brien Construction	229		Vance Brown Inc.	212
Lane Industries Inc.	45	T.G. Nickel & Associates LLC	216	Roncelli Inc.	292	James R. Vannoy & Sons Construction Co. Inc.	206	
Las Vegas Paving Corp.	144	Novak Construction Co.	351	Ross Group	397	VCC LLC	94	
Lauren Engineers & Constructors Inc.	127	O		Rudolph/Libbe Cos. Inc.	163	Vecellio Group Inc.	215	
Layne Christensen Co.	106		O&G Industries Inc.	219	The Ruhlin Co.	375	W	
Layton Construction Co. LLC	57	Odebrecht Construction Inc.	279	Ryan Cos. US Inc.	51	Walbridge		41
Lease Crutcher Lewis	145	OHL USA Inc.	43	Rycon Construction Inc.	290	The Walsh Group Ltd.	11	
LeChase Construction Services LLC	113	Okland Construction Co. Inc.	101	S	S&B Engineers and Constructors Ltd. & Affiliates	58	The Walsh Group/Walsh Construction Co.	271
Ledcor Group	214	R.D. Olson Construction	302		Samet Corp.	261	T.N. Ward Co.	326
Lee Lewis Construction	146	Oltmans Construction Co.	221	Satterfield & Pontikes Construction	136	Webcor Construction LP dba Webcor Builders	52	
Leidos	198	Omnibuild	382	Saulsbury Industries Inc.	109	Weeks Marine Inc.	96	
The Lemoine Co.	360	O'Neil Industries Inc.	107	Saunders Construction Inc.	170	Weis Builders Inc.	174	
Lendlease	21	C. Overaa & Co.	283	Schimenti Construction Co.	317	The Weitz Co.	65	
Leopardo Construction	207	P		CG Schmidt	285	Wharton-Smith Inc.	310	
Level 10 Construction	90		PARIC Corp.	196	Sellen Construction Co. Inc.	86	The Whiting-Turner Contracting Co.	9
Linbeck Group LLC	162	Parkway	322	SEMA Construction Inc.	272	Wieland	246	
Lobar Inc.	377	Parsons	117	Shaw Construction	340	F.A. Wilhelm Construction Co. Inc.	142	
Loenbro Inc.	386	F.H. Paschen, S.N. Nielsen & Associates LLC	135	Shawmut Design and Construction	59	Willbros Group Inc.	80	
Lusardi Construction Co.	327	PC Construction Co.	150	Shelco LLC	237	Williams Brothers Construction Co. Inc.	180	
Lydig Construction	287	PCL Construction Enterprises Inc.	8	Shiel Sexton Co. Inc.	256	Williams Industrial Services Group LLC	236	
Lyles Construction Group	259	T.B. Penick & Sons Inc.	305	Shimizu North America LLC	191	S.M. Wilson & Co.	220	
M		The PENTA Building Group	190	Shimmick Construction Co. Inc.	158	The Winter Construction Co.	385	
		Pepper Construction Group	67	Shook Construction Co.	312	Winter Park Construction (WPC)	389	
M+W Group	54	Performance Contractors Inc.	38	Skanska USA	7	Wohlsen Construction Co.	223	
Manhattan Construction Group	44	Pernix Group Inc.	341	Skender Construction	240	Woodward Design+Build	400	
Manson Construction Co.	175	GH Phipps Construction Cos.	361	Sletten Cos.	297	S.T. Wooten Corp.	346	
March Associates Construction Inc.	369	The Pike Cos. Ltd.	141	C D Smith Construction	197	X		
Market & Johnson Inc.	278	Pioneer General Contractors Inc.	323	Southland/Renda/JJBros	128		XL Construction Corp.	193
Mascaro Construction Co. LP	228	Plant Construction Co. LP	225	SpawGlass Holding LP	164	Y		
Matrix Service Co.	49	Pogue Construction Co. LP	276	Stacy and Witbeck Inc.	200		The Yates Cos. Inc.	36
MATT Construction	224	Posillico	253	Stellar	132	Z		
McCarthy Holdings Inc.	25	Power Construction Co. LLC	74	Strike	99		Zachry Construction Corp.	179
McCarthy Improvement Co.	332	Primoris Services Corp.	33	Structure Tone	17	Zachry Group	22	
McCormick Inc. & Subsidiaries	330	Primus Builders Inc.	349	Suffolk Construction Co.	27			
McGough	125	Pro Con Inc.	337	Sukut Construction LLC	362			
James McHugh Construction Co.	165			Summit Contracting Group Inc.	304			
MCM	281			Sundt Construction Inc.	77			
The McShane Cos.	98							
Messer Construction Co.	60							

2016 Top 400 Contractors – Subsidiaries by Rank

Rank Company *Subsidiary*

Rank Company *Subsidiary*

1 Bechtel

*Bantrel Co.
Bechtel Construction Operations Inc.
Bechtel Corp.
Bechtel Infrastructure and Power Corp.
Bechtel Ltd.
Bechtel Nuclear, Security & Environmental Inc.
Bechtel Oil, Gas & Chemicals*

2 Fluor Corp.

*Fluor Constructors International Inc.
Fluor Enterprises Inc.*

4 CB&I Inc.

*Arabian CBI Ltd.
CB&I Inc.
CB&I Lummus BV
CB&I UK Ltd.
CBI Co. Ltd.
CBI Constructors Pty Ltd.
CBI Constructors SA (Pty) Ltd.
CBI Eastern Anstalt
CBI Overseas LLC
CBI Services Inc.
CBI Venezolana SA
Horton CBI Ltd.
Lummus Technology*

7 Skanska USA

*Skanska USA Building
Skanska USA Civil*

8 PCL Construction Enterprises Inc.

*Melloy Industrial Services Inc.
Nordic PCL Construction Inc.
PCL Civil Constructors Inc.
PCL Construction Management Inc.
PCL Construction Resources Inc.
PCL Construction Services Inc.
PCL Constructors Canada Inc.
PCL Constructors Northern Inc.
PCL Constructors Westcoast Inc.
PCL Energy Inc.
PCL Industrial Construction Co.
PCL Industrial Constructors Inc.
PCL Industrial Management Inc.
PCL Industrial Services Inc.
PCL Intracon Power Inc.
PCL Pacific Rim PTY Ltd.*

10 Tutor Perini Corp.

*Becho Inc.
Black Construction Corp.*

*Frontier-Kemper Constructors
Lunda Construction Co.
Perini Management Services
Roy Anderson Corp.
Rudolph & Sletten
Tutor Perini Building Corp.
Tutor Perini Civil Construction
Tutor-Saliba Corp.*

11 The Walsh Group Ltd.

*Archer Western
Walsh Construction*

12 Balfour Beatty US

*Balfour Beatty Communities
Balfour Beatty Construction
Balfour Beatty Infrastructure
Balfour Beatty Rail
Balfour Resource Group
Fru-Con
Heery International*

13 Jacobs

*All subsidiaries listed in Form 10-K, published in
October of each year*

15 Clark Group

*Atkinson Construction
C3M Power Systems
Clark Realty & CBG Building Co.
Shirley Contracting*

17 Structure Tone

*LF Driscoll Co. LLC
Pavarini Construction
Pavarini McGovern LLC
Structure Tone Inc.
Structure Tone Southwest Inc.
Structure Tone UK Inc.*

18 Mortenson Construction

*Mortenson Construction
Mortenson International Inc.*

19 Hensel Phelps

*Hensel Phelps Development
Hensel Phelps Services*

21 Lendlease

*Lend Lease (US) Construction Inc., Chicago
Lend Lease (US) Construction Inc., Columbus
Lend Lease (US) Construction Inc., Los Angeles*

2016 Top 400 Contractors – Subsidiaries by Rank

Rank	Company	Subsidiary	Rank	Company	Subsidiary
		Lend Lease (US) Construction Inc., Nashville Lend Lease (US) Construction Inc., Raleigh/Durham Lend Lease (US) Construction Inc., San Francisco Lend Lease (US) Construction Inc., Washington Lend Lease (US) Construction LMB Inc., Boston Lend Lease (US) Construction LMB Inc., New York Lend Lease (US) Infrastructure LLC Lend Lease (US) Public Partnerships LLC Lend Lease MX SA de CV			
22	Zachry Group	JV Industrial Cos. JV Madison Zachry Engineering Corp. Zachry Nuclear Inc.	32	David E. Harvey Builders	David E. Harvey Builders Inc., Austin, TX David E. Harvey Builders Inc., Houston, TX David E. Harvey Builders Inc., San Antonio, TX David E. Harvey Builders Inc., Washington, DC
23	Turner Industries Group LLC	Turner Industrial Services LLC Turner Specialty Services LLC	33	Primoris Services Corp.	ARB Inc. ARB Structures Inc. Cardinal Contractors James Construction Group James Industrial Primoris Pipeline Q3 Contracting Rockford Corp.
25	McCarthy Holdings Inc.	MC Industrial Inc. McCarthy Building Cos. Inc.	35	Barton Malow Co.	Ideal Contracting
26	JE Dunn Construction	Rives E Worrel Co. Inc.	36	The Yates Cos. Inc.	American Industrial Construction LLC Blaine Construction Corp. Edwards Electric Service LLC Jesco Inc. Jesco Maintenance Corp. MEI Inc. Merit Electrical Inc. Superior Asphalt Inc. W.G. Yates & Sons Construction Co. Yates Constructors LLC Yates Engineers LLC Yates Services LLC
27	Suffolk Construction Co.	Liberty Conshor LLC Liberty Construction Services LLC Liberty Equipment & Supply LLC Liberty West Construction Services	37	Austin Industries	Austin Bridge & Road Austin Commercial Austin Industrial
28	Granite Construction Inc.	Garco Testing Laboratories Granite Construction Co. Granite Construction Northeast Intermountain Slurry Seal Inc. Kenny Construction	39	Day & Zimmermann	Atlantic Union Resources Inc. – dba DZNPS Day & Zimmermann International Inc. Day & Zimmermann Management Services Inc. Day & Zimmermann NPS Inc. The Atlantic Group Inc. – dba DZ Atlantic
31	Alberici-Flintco	Alberici Constructors Inc. Alberici Constructors Ltd. Alberici Western Constructors Ltd. CAS Constructors LLC Flintco LLC Gunther Nash Inc. WWPS LLC	40	Black & Veatch	Black & Veatch Contracting Black & Veatch Management Consulting Black & Veatch Oil & Gas Black & Veatch Power Black & Veatch Special Projects Black & Veatch Telecom Black & Veatch Water

2016 Top 400 Contractors – Subsidiaries by Rank

Rank Company Subsidiary

Rank Company Subsidiary

41 Walbridge

*Walbridge Aldinger Co.
Walbridge Argentina
Walbridge Canada
Walbridge Concrete Services
Walbridge de Mexico
Walbridge do Brazil
Walbridge East
Walbridge Industrial Process
Walbridge Process Engineering & Associates
Walbridge Southeast
Walbridge Technologies
Walbridge Texas
Walbridge Tooling Services
Walbridge West*

42 China Construction America/Plaza Construction

*CCA Bahamas
CCA Civil
CCA Panama
CCA South Carolina
Plaza Construction*

43 OHL USA Inc.

*Arellano Construction Inc.
Community Asphalt Corp.
Judlau Contracting Inc.
OHL Bulding Inc.
OHL Construction Canada Inc.*

44 Manhattan Construction Group

*Cantera Concrete Co.
Manhattan Construction Co.
Manhattan Pipeline LLC
Manhattan Road & Bridge Co.
SafeZone LLC
Spectrum Contracting Inc.*

45 Lane Industries Inc.

*Lane Infrastructure Inc.
Lane International BV
Lane Mideast Contracting LLC
Lane Mideast Contracting LLC
Lane Mideast Qatar LLC
Lane Worldwide Infrastructure Inc.
The Lane Construction Corp.*

46 Clayco Inc.

*Concrete Strategies
Forum Studio Inc.
Ventana*

47 Hoffman Corp.

*HCC AZ
HCC CA
HCC NM
HCC of America
HCC OR
HCC WA
Hoffman Mechanical
Hoffman Yard
HSI
Ming Surveyors
Precision Construction*

48 Babcock & Wilcox Enterprises Inc.

*B&W Canada
B&W de Monterrey
B&W Loibl
B&W MEGTEC
B&W Volund
Babcock & Wilcox Beijing Co. Ltd. (joint venture)
Delta Power Services LLC
Diamond Power International Inc.
Palm Beach Resource Recovery Corp.
Thermax Babcock & Wilcox Energy Solutions Pvt. Ltd. (joint venture)*

49 Matrix Service Co.

*Matrix Applied Technologies
Matrix NAC
Matrix PDM Engineering
Matrix Service Inc.*

50 Flatiron Construction Corp.

*EE Cruz & Co. Inc.
Flatiron Constructors Canada
Flatiron Constructors Inc.
Flatiron West Inc.*

52 Webcor Construction LP dba Webcor Builders

*Webcor Concrete Group (WCG)
Webcor Interior Construction Group (ICG)*

53 Colas USA

*Barrett Industries
Branscome Inc.
Colaska
Delta Cos.
HRI Inc.
Reeves Construction
Simon Contractors*

2016 Top 400 Contractors – Subsidiaries by Rank

Rank Company *Subsidiary*

Rank Company *Subsidiary*

	<i>Sully-Miller Contracting</i>		<i>Wabash Steel LLC</i>
58	S&B Engineers and Constructors Ltd. & Affiliates <i>Ford, Bacon & Davis LLC</i> <i>S&B Engineers and Constructors Ltd.</i> <i>S&B Group International Ltd.</i> <i>S&B Infrastructure Ltd.</i> <i>S&B Infrastructure Private Ltd.</i> <i>S&B Midstream Modularized Solutions Ltd.</i> <i>S&B Modular Operations Ltd.</i> <i>S&B Plant Services Ltd.</i>	71	Amec Foster Wheeler <i>Environmental & Infrastructure</i> <i>Mining & Metals Americas</i> <i>Oil & Gas Americas</i> <i>Oil & Gas Canada</i> <i>Power & Process Americas</i>
63	Ferrovial US Construction Corp. <i>Bluebonnet Contractors</i> <i>Central Texas Mobility Contractors</i> <i>DBW Construction LLC</i> <i>North Tarrant Infrastructure</i> <i>Southern Crushed Concrete LLC</i> <i>Sugercreek LLC</i> <i>Trinity Infrastructure</i> <i>US 460 Mobility PARTners</i> <i>Webber Management Group LLC</i>	73	Aegion Corp. <i>The Bayou Cos.</i> <i>Brinderson LP</i> <i>Corrpro Cos.</i> <i>Fibrwrap Construction Services</i> <i>Insituform Technologies</i> <i>United Pipeline Systems</i>
65	The Weitz Co. <i>Capital Resources Group LLC</i> <i>Construction Surety and Insurance Services LLC</i> <i>Spire LLC</i> <i>Vulcan Construction LLC</i> <i>The Weitz Co. LLC</i>	76	Coastal Construction Group <i>Coastal Condominiums</i> <i>Coastal Construction Co.</i> <i>Coastal Construction of Miami-Dade</i> <i>Coastal Construction of Palm Beach</i> <i>Coastal Homes</i>
66	Gray Construction <i>I.C.E. Builders Inc.</i> <i>Timberwolff Construction Inc.</i> <i>Woodford Steel</i>	81	PJ Dick - Trumbull - Lindy Paving <i>Gulisek Construction</i> <i>Stateline Paving</i>
67	Pepper Construction Group <i>Pepper Construction Co.</i> <i>Pepper Construction Co. of Indiana</i> <i>Pepper Construction Co. of Ohio</i> <i>Pepper Environmental Technologies</i> <i>Pepper-Lawson Construction</i>	82	EMJ Corp. <i>EMJ Hospitality</i> <i>Signal Energy</i>
70	Kokosing Inc. <i>Area Aggregates LLC</i> <i>Corna/Kokosing Construction Co.</i> <i>Integrity Kokosing Pipeline Services</i> <i>Kokosing Construction Co. Inc.</i> <i>Kokosing Industrial Inc.</i> <i>Kokosing Materials Inc.</i> <i>McGraw/Kokosing Inc.</i> <i>The Olen Corp.</i> <i>Third Gen Inc.</i>	87	C.W. Driver Cos. <i>Driver SPG (Special Projects Group)</i> <i>Driver URBAN</i> <i>Good & Roberts LLC</i>
		93	ARCO Construction Cos. <i>ARCO Beverage Group</i> <i>ARCO Construction</i> <i>ARCO Design/Build</i> <i>ARCO Design/Build MW</i> <i>ARCO Design/Build NE</i> <i>ARCO Design/Build SW</i> <i>ARCO National Construction KC</i> <i>ARCO National Construction, Cincinnati, OH</i> <i>ARCO National Construction, St. Louis, MO</i> <i>ARCO/Murray Construction Co.</i> <i>ARCO/Murray National</i> <i>ARCO/Murray National Construction</i>
		95	Bilfinger Industrial Services

2016 Top 400 Contractors – Subsidiaries by Rank

Rank Company Subsidiary

Rank Company Subsidiary

	<i>Bilfinger BIS</i>		<i>International Directional Services</i>
	<i>Salamis</i>		<i>Layne De Brazil</i>
	<i>Tepsco</i>		<i>Layne De Mexico</i>
	<i>Westcon</i>		<i>Layne Drilling, Africa</i>
96	Weeks Marine Inc.		<i>Layne Drilling, Australia</i>
	<i>Healy Tibbitts Builders Inc.</i>		<i>Layne Heavy Civil Inc.</i>
	<i>M.P. Howlett</i>		<i>Layne Inliner</i>
	<i>McNally Construction</i>	107	O'Neil Industries Inc.
97	Graycor		<i>Hearne Construction</i>
	<i>Early Construction Inc.</i>		<i>Honnold Construction Management of CA</i>
	<i>Graycor Blasting Co. Inc.</i>		<i>Southland Constructors Inc.</i>
	<i>Graycor Construction Co. Inc.</i>		<i>W.E. O'Neil Construction Co.</i>
	<i>Graycor Industrial Constructors Inc.</i>		<i>W.E. O'Neil Construction Co. Inc.</i>
	<i>Graycor International of Canada Corp.</i>		<i>W.E. O'Neil Construction Co. of Arizona</i>
	<i>Graycor International S. de RL de CV</i>		<i>W.E. O'Neil Construction Co. of California</i>
98	The McShane Cos.		<i>W.E. O'Neil Construction Co. of Colorado</i>
	<i>Cadence McShane Construction Co.</i>	109	Saulsbury Industries Inc.
	<i>McShane Construction Co.</i>		<i>Saulsbury Industries, Dallas</i>
100	Tellepsen		<i>Saulsbury Industries, Houston</i>
	<i>Building Concrete Solutions</i>	114	The Cianbro Cos.
	<i>Tellepsen Builders</i>		<i>Cianbro Constructors</i>
	<i>Tellepsen Industrial</i>		<i>Cianbro Corp.</i>
102	The Christman Co.		<i>Cianbro Fabrication & Coating</i>
	<i>Christman Constructors Inc.</i>		<i>Starcon International</i>
	<i>Christman Mid-Atlantic Constructors LLC</i>	115	Allan Myers Inc.
	<i>Rentenbach Constructors Inc.</i>		<i>Allan Myers LP</i>
103	Enerfab		<i>Allan Myers MD Inc.</i>
	<i>Besco</i>		<i>Allan Myers VA Inc.</i>
	<i>Brighton Heads</i>	117	Parsons
	<i>Enerfab Power & Industrial</i>		<i>Parsons Environment & Infrastructure</i>
	<i>Enerfab Process Solutions</i>		<i>Parsons Government Services</i>
	<i>Enerpipe</i>		<i>Parsons Transportation</i>
	<i>Foley Co.</i>	120	LPCiminelli Inc.
105	RailWorks Corp.		<i>LPCiminelli Constructon Corp.</i>
	<i>HSQ Technology</i>	121	Garney Holding Co.
	<i>L.K. Comstock & Co. Inc.</i>		<i>Garney Cos. Inc.</i>
	<i>L.K. Comstock National Transit Inc.</i>		<i>Garney Federal Inc.</i>
	<i>PNR RailWorks Inc.</i>		<i>Garney Pacific Inc.</i>
	<i>RailWorks Maintenance of Way Inc.</i>		<i>Grimm Construction Co. Inc.</i>
	<i>RailWorks Signals & Communications Inc.</i>	124	Haskell
	<i>RailWorks Track Services Inc.</i>		<i>FreemanWhite, a Haskell Co.</i>
	<i>RailWorks Track Systems Inc.</i>		<i>H.R. Gray, a Haskell Co.</i>
	<i>RailWorks Transit Inc.</i>		<i>The Haskell Co. de Mexico</i>
106	Layne Christensen Co.		<i>Seiberling, a Haskell Co.</i>

2016 Top 400 Contractors – Subsidiaries by Rank

<u>Rank</u> <u>Company</u> <u>Subsidiary</u>	<u>Rank</u> <u>Company</u> <u>Subsidiary</u>
<p>127 Lauren Engineers & Constructors Inc. <i>Lauren Bharat Engineering Pvt. Ltd.</i> <i>Lauren Engineers & Constructors ULC</i></p> <p>128 Southland/Renda/JBros <i>JBros</i> <i>Mole Constructors</i> <i>Oscar Renda Contracting</i> <i>Southland Contracting</i></p> <p>129 E.E. Reed Construction LP <i>Davis/Reed Construction Inc.</i> <i>E.E. Reed Construction LP, Herndon, VA</i> <i>E.E. Reed Construction LP, San Diego, CA</i> <i>Zapalac/Reed Construction Co. LP</i></p> <p>131 Cajun Industries LLC <i>Cajun Constuctors LLC</i> <i>Cajun Deep Foundations LLC</i> <i>Cajun Engineering Solutions LLC</i> <i>Cajun Equipment Services LLC</i> <i>Cajun Industrial Design & Construction LLC</i> <i>Cajun Maritime LLC</i></p> <p>136 Satterfield & Pontikes Construction <i>Greco Structures</i> <i>Rollcon</i> <i>Westway Construction Services</i></p> <p>139 dck worldwide LLC <i>dck FWF LLC</i> <i>dck international LLC</i> <i>dck north america LLC</i> <i>dck pacific construction LLC</i> <i>dck pacific guam LLC</i> <i>Summit dck LLC</i></p> <p>142 F.A. Wilhelm Construction Co. Inc. <i>Freitag-Weinhardt</i> <i>Industrial Electric</i> <i>Midwest Balance & Service</i> <i>Midwest Commissioning Solutions</i> <i>Poynter Sheet Metal</i> <i>RSQ Fire Protection</i></p> <p>143 Barnard Construction Co. Inc. <i>Barnard Impregilo Healy JV</i> <i>Barnard of Canada Inc.</i> <i>Barnard Pipeline</i> <i>Barnard/DA Collins JV</i></p>	<p>151 Jacobsen Construction Co. Inc. <i>Jacobsen Construction Mexico S. de RL de CV</i></p> <p>152 Anderson Columbia Co. Inc. <i>A Mining Group LLC</i> <i>Eagle Roofing Products LLC</i> <i>Junction City Mining LLC</i></p> <p>153 MWH Global <i>MWH Americas Inc.</i> <i>MWH Asia Ltd.</i> <i>MWH Constructors Inc.</i> <i>MWH Enterprises</i> <i>MWH Europe Ltd.</i> <i>MWH Holdings Ltd.</i> <i>MWH Treatment</i></p> <p>154 Jingoli - DCO <i>DCO Essex Energy LLC</i> <i>DCO Operations LLC</i> <i>Goldstar Energy Group Inc.</i> <i>JDC Energy Partners LLC</i> <i>Jingoli Canada Inc.</i> <i>Jingoli Power LLC</i> <i>JJS Management Services LLC</i> <i>Strategic Program Support LLC</i> <i>Sustainable Engineering Services LLC</i></p> <p>156 J. Fletcher Creamer & Son Inc. <i>Creamer Environmental Inc.</i> <i>Creamer Sanzari Joint Venture</i></p> <p>158 Shimmick Construction Co. Inc. <i>Madera Quarry LLC</i> <i>Shimmick-Baker LLC</i></p> <p>161 American Bridge Co. <i>American Bridge Bahamas</i> <i>American Bridge Canada Co.</i> <i>American Bridge International</i></p> <p>163 Rudolph/Libbe Cos. Inc. <i>GEM Energy LLC</i> <i>GEM Facility Management LLC</i> <i>GEM Inc.</i> <i>Rudolph Libbe Inc.</i> <i>Rudolph Libbe Properties Inc.</i></p> <p>164 SpawGlass Holding LP <i>SpawGlass Civil Construction Inc.</i> <i>SpawGlass Construction Corp.</i> <i>SpawGlass Construction Corp.</i></p>

2016 Top 400 Contractors – Subsidiaries by Rank

Rank Company Subsidiary

Rank Company Subsidiary

	<p><i>SpawGlass Contractors Inc., Austin, TX</i> <i>SpawGlass Contractors Inc., Fort Worth, TX</i> <i>SpawGlass Contractors Inc., Harlingen, TX</i> <i>SpawGlass Contractors Inc., Selma, TX</i> <i>Westland Equipment</i></p>		<p><i>Blythe Construction Inc.</i> <i>Hubbard Construction Co.</i></p>
167 CDM Smith	<p><i>CDM Constructors Inc.</i> <i>CDM Federal Programs Corp.</i> <i>CDM International Inc.</i> <i>Louis Perry Group</i></p>	182 The Branch Group Inc.	<p><i>Branch & Associates Inc.</i> <i>Branch Highways Inc.</i> <i>G.J. Hopkins Inc.</i> <i>E.V. Williams Inc.</i></p>
169 Kitchell Corp.	<p><i>Au Authum Ki/Kitchell LLC</i> <i>BITCO-Kitchell a Joint Venture</i> <i>hardison/downey Inc.</i> <i>Kitchell CEM</i> <i>Kitchell Contractors</i> <i>Kitchell Custom Homes</i></p>	189 Bulley & Andrews	<p><i>Bulley & Andrews Concrete Restoration</i> <i>Bulley & Andrews Masonry Restoration</i></p>
170 Saunders Construction Inc.	<p><i>Heath Construction LLC</i></p>	192 Gemma Power Systems	<p><i>Gemma Plant Operations LLC</i> <i>Gemma Renewable Power LLC</i></p>
171 Build Group Inc.	<p><i>Build Group</i> <i>Pacific Structures</i></p>	193 XL Construction Corp.	<p><i>Bradley Concrete</i></p>
172 Kinsley Construction Inc.	<p><i>R & C Mechanical LLL</i></p>	198 Leidos	<p><i>Leidos Constructors LLC</i> <i>Leidos Engineering LLC</i></p>
173 Aristeo Construction Co.	<p><i>Aristeo Installation</i> <i>Aristeo International</i></p>	199 FCI Constructors Inc.	<p><i>FCI Constructors of New Mexico LLC</i> <i>FCI Constructors of Wyoming LLC</i> <i>Nez/FCI</i></p>
175 Manson Construction Co.	<p><i>Manson Construction Corp.</i> <i>Manson Gulf</i></p>	200 Stacy and Witbeck Inc.	<p><i>Modern Railway Systems</i></p>
177 Dimeo Construction Co.	<p><i>Grande Masonry</i></p>	205 Klinger Cos. Inc.	<p><i>Gleeson Constructors & Engineers LLC</i> <i>Klinger Constructors LLC</i> <i>W.A. Klinger LLC</i> <i>Younglove Construction LLC</i></p>
178 Deacon Corp.	<p><i>Deacon Corp., Portland, OR</i> <i>Deacon Corp., Sacramento, CA</i> <i>Deacon Corp. of Washington</i></p>	208 KPRS Construction Services Inc.	<p><i>Bergman KPRS LLC</i> <i>KPRS Hawaii Construction Inc.</i></p>
179 Zachry Construction Corp.	<p><i>Zachry Federal Construction Corp.</i> <i>Zachry Underground & Utility Services</i></p>	209 Knutson Construction	<p><i>Knutson Construction Services</i> <i>Knutson Construction Services Midwest</i> <i>Knutson Construction Services Rochester</i></p>
181 The Hubbard Group Inc.		210 Gulf Interstate Engineering	<p><i>Gulf Interstate Engineering</i> <i>Gulf Interstate Field Services</i> <i>L&T Gulf Private Ltd.</i></p>

2016 Top 400 Contractors – Subsidiaries by Rank

Rank Company *Subsidiary*

Rank Company *Subsidiary*

214 Ledcor Group

Ledcor Construction Inc.

215 Vecellio Group Inc.

*Ranger Construction Industries Inc.
Sharpe Brothers
Vecellio & Grogan Inc.*

220 S. M. Wilson & Co.

Cambridge Wilson & Co./CWC Roofing

226 Cives Corp.

Cives Steel Co.

228 Mascaro Construction Co. LP

*Mascaro Contracting LP
Mascaro Pipeline LP
Mascaro Specialty Services*

230 Morley Builders Inc.

*Benchmark Contractors Inc.
Morley Construction Co.*

232 William Charles Construction LLC

*Environmental Contractors Inc.
Ragnar Benson LLC
Structors Inc.
William Charles Electric
William Charles Materials*

233 Ferreira Construction Co. Inc.

*American Pile and Foundation
Vanguard Energy Partners*

236 Williams Industrial Services Group LLC

*Williams Industrial Services LLC
Williams Plant Services LLC
Williams Specialty Services LLC*

238 ECC

*ECC GmbH
ECC International
ECC-Insight
ECC-QM
JSR-ECC
Nordlys Environmental LP*

243 The Middlesex Cos.

*Middlesex Asphalt LLC
Middlesex Materials Holdings Inc.*

Middlesex Paving LLC

250 Danis Building Construction Co.

*Danis Builders LLC
Danis Building Construction Co.
Danis Construction Co. LLC
Danis Construction LLC
Danis Industrial Construction Co.*

253 Posillico

*Posillico Civil
Posillico Drilling
Posillico Environmental
Posillico Materials*

256 Shiel Sexton Co. Inc.

*Anova Technical Services
Shiel Sexton Carolinas
Shiel Sexton Headquarters*

257 Quandel Enterprises Inc.

*J. Vinton Schafer & Sons Inc.
Performance Construction Services Inc.
Pyramid Construction Services Inc.
QEI Construction Group LLC
Quandel Construction Group Inc.*

258 Donley's Inc.

Donley's LLC

259 Lyles Construction Group

*American Paving Co.
Lyles Mechanical Co.
Lyles Utility Co.
W.M. Lyles Co.*

266 CDI Contractors LLC

CDI Contractors North West Arkansas

268 Dellbrook/JK Scanlan

JK Scanlan

269 Andres Construction Services LLC

Andres Program Management LLC

271 The Walsh Group/Walsh Construction Co.

*Contractors Equipment Co.
RDF Builders
Walsh Construction Co./OR
Walsh Construction Co./WA*

2016 Top 400 Contractors – Subsidiaries by Rank

Rank Company *Subsidiary*

Rank Company *Subsidiary*

272 SEMA Construction Inc.

SEMA Precast Inc.

273 H&M Co. Inc.

*Concrete Systems Co. LLC
Electrical Systems Co. LLC
H&M Architects/Engineers Inc.
H&M Industrial Services Inc.*

274 Haselden Construction

*Haselden Resort Constructors
Haselden Wyoming Constructors*

277 Bozzuto Construction Co.

*Bozzuto Building Co.
Bozzuto Contracting Co.
Bozzuto Contractors Inc.*

280 Dome Construction Corp.

Dome Construction Corp., San Francisco

293 i+iconUSA

*Fay, an i+iconUSA Co.
i+iconENERGY
i+iconSOUTHEAST*

295 Crowder Constructors Inc.

*Crowder Construction Co.
Crowder Industrial Construction LLC*

297 Sletten Cos.

*SCC Energy Services Inc.
SCC Inspection Services Inc.
Sletten Construction Co.
Sletten Construction of Nevada Inc.
Sletten Construction of Wyoming Inc.*

302 R.D. Olson Construction

R.D. Olson Construction Inc.

303 Juneau Construction Co. LLC

*Beakon Juneau
Concrete Construction Solutions
Ortega Juneau*

**306 DeAngelis Diamond Construction |
Healthcare Group**

*DeAngelis Diamond Construction
DeAngelis Diamond Healthcare Group*

310 Wharton-Smith Inc.

Wharton-Smith International

312 Shook Construction Co.

*Shook Construction Co., Cleveland, OH
Shook Construction Co., Dayton, OH
Shook Construction Co., Indianapolis, IN
Shook Construction Co., Raleigh, NC*

319 Superior Construction Holding Co. Inc.

*Superior Construction Co. Inc.
Superior Construction LLC*

323 Pioneer General Contractors Inc.

*Metal Tech Building Specialists
Tailoreed Building Systems*

329 Butz Enterprises Inc.

*Alexander Building Construction Co.,
Harrisburg, PA
Alexander Building Construction Co., State
College, PA
Alvin H. Butz Inc.
Gates Butz
Procida Butz
Shoemaker Construction Co.*

330 McCormick Inc. & Subsidiaries

*Arrowhead Mining and Materials
Asphalt Paving and Supply
Dakota RM Construction
McCormick Construction
Native Energy Construction
Northern Improvement Co.*

336 Morganti Group Inc.

*Morganti Jordan
Morganti UAE*

339 Tri-North Builders Inc.

*NOVA Retail Group
TNB Supply Co. LLC*

340 Shaw Construction

*Shaw Builders LLC
Shaw Construction LLC
Shaw Construction of Wyoming LLC*

341 Pernix Group Inc.

*BE&K Building Group, Charleston, SC
BE&K Building Group, Charlotte, NC
BE&K Building Group, Greenville, SC
BE&K Building Group, Houston, TX*

2016 Top 400 Contractors – Subsidiaries by Rank

Rank	Company	<i>Subsidiary</i>	Rank	Company	<i>Subsidiary</i>
		<i>BE&K Building Group, Raleigh, NC</i> <i>BE&K Building Group, Washington, DC</i> <i>Pernix Fiji Ltd.</i> <i>Pernix Guam</i> <i>Pernix LTC LLC</i> <i>Pernix Serka LLP</i> <i>Vanuatu Utilities & Infrastructure</i>			
343	Meyer Najem Construction	<i>Meyer Najem Construction</i>	386	Loenbro Inc.	<i>Loenbro Industrial Construction LLC</i> <i>Loenbro Industrial Insulation LLC</i> <i>Loenbro Inspection Services LLC</i> <i>Loenbro Pipeline LLC</i>
350	The Jaynes Cos.	<i>Colorado Jaynes</i> <i>Jaynes Corp.</i> <i>Jaynes Structures</i>	387	CNY Group	<i>CNY Construction</i>
354	IPS-Integrated Project Services LLC	<i>Integrated Project Services International Pvt. Ltd.</i> <i>IPS BioPharmaceutical Technical Consulting (Tianjin) Ltd. Liability Co.</i> <i>IPS Mehtalia Pvt. Ltd.</i> <i>IPS Servicios de Proyectos Integrados Ltda.</i> <i>IPS-Integrated Project Services Ltd.</i> <i>IPS-Integrated Project Services Private Ltd.</i>	393	Centerplan Construction Co.	<i>Center Earth</i> <i>Centerplan Communities</i> <i>Centerplan Development</i>
356	Roebbelen Contracting Inc.	<i>RCMS Inc.</i> <i>RMI</i>	395	Electrical Consultants Inc.	<i>EPC Services Co.</i>
359	Dick Anderson Construction Inc.	<i>Pyramid Cabinet Shop</i>	397	Ross Group	<i>Ross Design Build</i> <i>Ross Engineering</i> <i>Westmoreland Builders</i>
360	The Lemoine Co.	<i>Matrix Building Systems</i>	399	The Great Lakes Construction Co.	<i>Cleveland Barricading Systems</i>
363	Absher Construction Co.	<i>Vanguard Contractors</i>			
367	Jay Cashman Inc.	<i>Atlantic Dredging Inc.</i> <i>Cashman Dredging & Marine Contracting Co. Ltd.</i> <i>Cashman Dredging International</i> <i>IPC Lydon LLC</i> <i>Pre-Load International Inc.</i> <i>Sterling Equipment Inc.</i>			
383	Triangle Associates	<i>Triangle Equities</i> <i>Triangle Homes LLC</i> <i>Triangle Properties</i>			

Where the 2016 Top 400 Contractors Worked

Region Country Company

Region Country Company

Region Country Company

A. NORTH AMERICA

CANADA

AECOM
 Aegion Corp.
 Alberici-Flintco
 Amec Foster Wheeler
 American Bridge Co.
 Ames Construction Inc.
 ARCO Construction Cos.
 Aristeo Construction Co.
 Babcock & Wilcox Enterprises Inc.
 Balfour Beatty US
 Barnard Construction Co. Inc.
 Barton Malow Co.
 Bechtel
 Black & Veatch
 BlueScope Construction Inc.
 Burns & McDonnell
 CB&I Inc.
 Commercial Contracting Group
 The Dennis Engineering Group LLC
 DPR Construction
 ECC
 Embree Construction Group Inc.
 EMJ Corp.
 Enerfab
 Fluor Corp.
 Gilbane Building Co.
 Granite Construction Inc.
 Haskell
 Herzog Family of Cos.
 Jacobs
 Jingoli - DCO
 Kiewit Corp.
 Lauren Engineers & Constructors Inc.
 Layne Christensen Co.
 Ledcor Group
 Matrix Service Co.
 Michels Corp.
 Mortenson Construction
 OHL USA Inc.
 Parsons
 PCL Construction Enterprises Inc.
 RailWorks Corp.
 Rice Lake Construction Group
 Roncelli Inc.
 Shawmut Design and Construction
 Skanska USA
 Southland/Renda/JBros
 Structure Tone

The Turner Corp.
 Tutor Perini Corp.
 Walbridge
 The Walsh Group Ltd.
 Weeks Marine Inc.
 Willbros Group Inc.

B. LATIN AMERICA

ARGENTINA

Aegion Corp.
 Babcock & Wilcox Enterprises Inc.
 Fluor Corp.
 Walbridge

BOLIVIA

Amec Foster Wheeler
 Babcock & Wilcox Enterprises Inc.

BRAZIL

AECOM
 Babcock & Wilcox Enterprises Inc.
 Bechtel
 CB&I Inc.
 Fluor Corp.
 Great Lakes Dredge & Dock
 Jacobs
 Layne Christensen Co.
 M+W Group
 Shiel Sexton Co. Inc.
 Walbridge

CHILE

Aegion Corp.
 Amec Foster Wheeler
 Babcock & Wilcox Enterprises Inc.
 Bechtel
 CB&I Inc.
 Day & Zimmermann
 Fluor Corp.
 Jacobs

COLOMBIA

AECOM
 Aegion Corp.
 Amec Foster Wheeler
 Babcock & Wilcox Enterprises Inc.
 CB&I Inc.

COSTA RICA

Babcock & Wilcox Enterprises Inc.

Where the 2016 Top 400 Contractors Worked

Region Country Company

Bechtel

ECUADOR

*Babcock & Wilcox Enterprises Inc.
CB&I Inc.*

EL SALVADOR

*MCM
Babcock & Wilcox Enterprises Inc.*

MEXICO

*AECOM
Aegion Corp.
Alberici-Flintco
Amec Foster Wheeler
Babcock & Wilcox Enterprises Inc.
Barton Malow Co.
The Beck Group
Black & Veatch
CB&I Inc.
Commercial Contracting Group
dck worldwide LLC
The Dennis Engineering Group LLC
Fluor Corp.
Gilbane Building Co.
BL Harbert International
Haskell
Jacobs
Jacobsen Construction Co. Inc.
KBR
Layne Christensen Co.
Lendlease
M+W Group
Manson Construction Co.
Roncelli Inc.
Shimizu North America LLC
Stellar
The Turner Corp.
Walbridge
The Yates Cos. Inc.*

NICARAGUA

Babcock & Wilcox Enterprises Inc.

PANAMA

*AECOM
Babcock & Wilcox Enterprises Inc.
China Construction America/Plaza Construction
Manhattan Construction Group
MCM*

PERU

Region Country Company

*Aegion Corp.
Babcock & Wilcox Enterprises Inc.
Bechtel
CB&I Inc.
Fluor Corp.
Jacobs*

URUGUAY

The Dennis Engineering Group LLC

VENEZUELA

*Babcock & Wilcox Enterprises Inc.
CB&I Inc.
Fluor Corp.*

SURINAME

*Babcock & Wilcox Enterprises Inc.
CB&I Inc.
CCC Group Inc.
BL Harbert International*

C. CARIBBEAN ISLANDS

GREATER ANTILLES

*Amec Foster Wheeler
Babcock & Wilcox Enterprises Inc.
Caddell Construction Co. (DE) LLC
CB&I Inc.
CCC Group Inc.
dck worldwide LLC
Fluor Corp.
Herzog Family of Cos.*

PUERTO RICO

*AECOM
Babcock & Wilcox Enterprises Inc.
dck worldwide LLC
DeAngelis Diamond Construction | Healthcare
Group
Fluor Corp.
Gilbane Building Co.
Haskell
Manson Construction Co.
Tutor Perini Corp.
The Walsh Group Ltd.*

CUBA

*Amec Foster Wheeler
dck worldwide LLC
Gilbane Building Co.*

Where the 2016 Top 400 Contractors Worked

Region Country Company

LESSER ANTILLES

Amec Foster Wheeler
American Bridge Co.
Babcock & Wilcox Enterprises Inc.
Black & Veatch
CB&I Inc.
China Construction America/Plaza Construction
dck worldwide LLC
Fluor Corp.
Herzog Family of Cos.
Jingoli - DCO
The Yates Cos. Inc.

D. EUROPE

ALBANIA

Bechtel

AZERBAIJAN

Aegion Corp.
Bechtel
CB&I Inc.
Fluor Corp.
KBR
Pernix Group Inc.
The Turner Corp.

BELGIUM

Babcock & Wilcox Enterprises Inc.
Caddell Construction Co. (DE) LLC
ECC
Fluor Corp.
Jacobs

BULGARIA

Amec Foster Wheeler
Babcock & Wilcox Enterprises Inc.

CZECH REP.

CB&I Inc.
KBR

DENMARK

Babcock & Wilcox Enterprises Inc.
CB&I Inc.
DPR Construction

FINLAND

DPR Construction
BL Harbert International

Region Country Company

FRANCE

Aegion Corp.
Day & Zimmermann
Fluor Corp.
Jacobs

GEORGIA

Aegion Corp.

GERMANY

Amec Foster Wheeler
Babcock & Wilcox Enterprises Inc.
CB&I Inc.
ECC
Fluor Corp.
Gilbane Building Co.
Jacobs
Parsons
Pernix Group Inc.

GREECE

Amec Foster Wheeler

HUNGARY

AECOM

IRELAND

Babcock & Wilcox Enterprises Inc.
Fluor Corp.
Gilbane Building Co.
Jacobs
Skanska USA
Structure Tone
The Turner Corp.

ITALY

Amec Foster Wheeler
Babcock & Wilcox Enterprises Inc.
ECC
Jacobs
Parsons

NETHERLANDS

Aegion Corp.
Babcock & Wilcox Enterprises Inc.
Caddell Construction Co. (DE) LLC
Fluor Corp.
Jacobs

Where the 2016 Top 400 Contractors Worked

Region Country Company

NORWAY

Babcock & Wilcox Enterprises Inc.
CB&I Inc.
KBR

POLAND

Aegion Corp.
Babcock & Wilcox Enterprises Inc.
CB&I Inc.
Fluor Corp.
Jacobs
KBR

PORTUGAL

Aegion Corp.
Amec Foster Wheeler
ECC
Fluor Corp.

ROMANIA

AECOM
Bechtel

RUSSIA

Amec Foster Wheeler
Babcock & Wilcox Enterprises Inc.
Caddell Construction Co. (DE) LLC
CB&I Inc.
Fluor Corp.
The Turner Corp.
The Yates Cos. Inc.

SPAIN

Aegion Corp.
Amec Foster Wheeler
Babcock & Wilcox Enterprises Inc.
ECC
Fluor Corp.
Gilbane Building Co.
Jacobs

SWEDEN

Babcock & Wilcox Enterprises Inc.
Fluor Corp.
Jacobs
Skanska USA

SWITZERLAND

Babcock & Wilcox Enterprises Inc.

Region Country Company

UKRAINE

Bechtel

UNITED KINGDOM

AECOM
Aegion Corp.
Amec Foster Wheeler
American Bridge Co.
Bechtel
Black & Veatch
CB&I Inc.
ECC
Fluor Corp.
Gilbane Building Co.
BL Harbert International
Jacobs
MWH Global
Structure Tone
The Turner Corp.

SERBIA

Babcock & Wilcox Enterprises Inc.
The Turner Corp.

SLOVENIA

Babcock & Wilcox Enterprises Inc.

E. MIDDLE EAST

AFGHANISTAN

Amec Foster Wheeler
Caddell Construction Co. (DE) LLC
ECC
Fluor Corp.
Gilbane Building Co.
Jacobs

BAHRAIN

BlueScope Construction Inc.
ECC
Great Lakes Dredge & Dock
The Turner Corp.

IRAQ

AECOM
CDM Smith
Fluor Corp.
Parsons
Pernix Group Inc.

Where the 2016 Top 400 Contractors Worked

Region Country Company

ISRAEL

Babcock & Wilcox Enterprises Inc.
CDM Smith
The Conti Group
Gilbane Building Co.
MWH Global

JORDAN

Fluor Corp.
BL Harbert International
Morganti Group Inc.
The Turner Corp.

KUWAIT

AECOM
Babcock & Wilcox Enterprises Inc.
Jay Cashman Inc.
CB&I Inc.
ECC
Fluor Corp.
The Turner Corp.

LEBANON

Babcock & Wilcox Enterprises Inc.

OMAN

Aegion Corp.
Bechtel
CB&I Inc.
Jacobs
Parsons
The Turner Corp.

PAKISTAN

Babcock & Wilcox Enterprises Inc.
CDM Smith
BL Harbert International

QATAR

Amec Foster Wheeler
Babcock & Wilcox Enterprises Inc.
Bechtel
CB&I Inc.
Fluor Corp.
Jacobs
KBR
Lane Industries Inc.
Parsons
The Turner Corp.

SAUDI ARABIA

Region Country Company

Aegion Corp.
Babcock & Wilcox Enterprises Inc.
Bechtel
Jay Cashman Inc.
CB&I Inc.
Fluor Corp.
Gilbane Building Co.
Great Lakes Dredge & Dock
Jacobs
KBR
Parsons
The Turner Corp.

TURKEY

Amec Foster Wheeler
Day & Zimmermann
ECC
Gilbane Building Co.
The Turner Corp.

U.A.E.

Aegion Corp.
Babcock & Wilcox Enterprises Inc.
Bechtel
CB&I Inc.
Fluor Corp.
Jacobs
KBR
Lane Industries Inc.
Morganti Group Inc.
Stellar
The Turner Corp.

YEMEN, NORTH

Aegion Corp.

F. ASIA/AUSTRALIA

AUSTRALIA

AECOM
Aegion Corp.
Babcock & Wilcox Enterprises Inc.
Bechtel
CB&I Inc.
Fluor Corp.
Great Lakes Dredge & Dock
Jacobs
KBR
Layne Christensen Co.
MWH Global
PCL Construction Enterprises Inc.

Where the 2016 Top 400 Contractors Worked

Region Country Company

CHINA (P.R.C.)

Babcock & Wilcox Enterprises Inc.
Black & Veatch
CB&I Inc.
Fluor Corp.
Stellar

DIEGO GARCIA

Parsons
Tutor Perini Corp.

HONGKONG

Aegion Corp.
Babcock & Wilcox Enterprises Inc.
Bechtel
Jacobs

INDIA

AECOM
Aegion Corp.
Babcock & Wilcox Enterprises Inc.
Bechtel
Black & Veatch
Fluor Corp.
IPS-Integrated Project Services LLC
Jacobs
The Turner Corp.

INDONESIA

Aegion Corp.
Babcock & Wilcox Enterprises Inc.
Bechtel
CB&I Inc.
Fluor Corp.
BL Harbert International
Jacobs
The Turner Corp.
The Yates Cos. Inc.

JAPAN

AECOM
Aegion Corp.
Amec Foster Wheeler
Gilbane Building Co.

KAZAKHSTAN

Bechtel
Black & Veatch
CB&I Inc.
Fluor Corp.
KBR

Region Country Company

The Turner Corp.

KOREA, SOUTH

AECOM
Babcock & Wilcox Enterprises Inc.
DPR Construction
ECC
Gilbane Building Co.
BL Harbert International

KYRGYZSTAN

ECC

MALAYSIA

Aegion Corp.
Babcock & Wilcox Enterprises Inc.
Black & Veatch
CB&I Inc.
Fluor Corp.
Jacobs
The Turner Corp.

NEW ZEALAND

Babcock & Wilcox Enterprises Inc.
Bechtel
BlueScope Construction Inc.
dck worldwide LLC
ECC
Gilbane Building Co.
Jacobs
Parsons

PAPUA N. GUINEA

Caddell Construction Co. (DE) LLC
CB&I Inc.

PHILIPPINES

AECOM
Babcock & Wilcox Enterprises Inc.
Bechtel
Black & Veatch
CB&I Inc.
ECC
Fluor Corp.
Jacobs
Tutor Perini Corp.

SINGAPORE

Aegion Corp.
Babcock & Wilcox Enterprises Inc.
Black & Veatch

Where the 2016 Top 400 Contractors Worked

Region Country Company

CB&I Inc.
Fluor Corp.
Gilbane Building Co.
Haskell
Jacobs
Parsons

TAIWAN (R.O.C.)

AECOM
Babcock & Wilcox Enterprises Inc.
Bechtel
Black & Veatch
CB&I Inc.
dck worldwide LLC
Haskell

THAILAND

AECOM
Babcock & Wilcox Enterprises Inc.
Bechtel
CB&I Inc.
Jacobs
KBR
The Turner Corp.

TURKMENISTAN

Caddell Construction Co. (DE) LLC

UZBEKISTAN

Bechtel

VIETNAM

Babcock & Wilcox Enterprises Inc.
Black & Veatch
CB&I Inc.
The Turner Corp.

LAOS

BL Harbert International

MONGOLIA

Fluor Corp.

G. NORTH AFRICA

ALGERIA

CB&I Inc.
KBR

Region Country Company

EGYPT

AECOM
Babcock & Wilcox Enterprises Inc.
Bechtel
CB&I Inc.
Great Lakes Dredge & Dock
The Turner Corp.

ETHIOPIA

Layne Christensen Co.

LIBYA

Bechtel

MOROCCO

BL Harbert International
Jacobs

SUB SAHARA

Caddell Construction Co. (DE) LLC
Layne Christensen Co.

H. CENTRAL AND SOUTHERN AFRICA

ANGOLA

Bechtel
CB&I Inc.

BOTSWANA

Babcock & Wilcox Enterprises Inc.
Fluor Corp.
BL Harbert International

CAMEROON

ECC

GABON

Babcock & Wilcox Enterprises Inc.
Bechtel

GHANA

The Conti Group

GUINEA

Caddell Construction Co. (DE) LLC
Fluor Corp.

Where the 2016 Top 400 Contractors Worked

Region Country Company

Region Country Company

KENYA

Babcock & Wilcox Enterprises Inc.

MOZAMBIQUE

CB&I Inc.

KBR

NIGERIA

Amec Foster Wheeler

CB&I Inc.

BL Harbert International

RWANDA

Bechtel

Parsons

SOUTH AFRICA

Babcock & Wilcox Enterprises Inc.

CB&I Inc.

Day & Zimmermann

Fluor Corp.

Jacobs

SWAZILAND

BL Harbert International

TANZANIA

CB&I Inc.

UGANDA

Fluor Corp.

ZIMBABWE

BL Harbert International

I. ANTARCTIC/ARCTIC

CB&I Inc.